

Contact insert - HC-B 24-I-UT-M-48 - 1584936

Please be informed that the data shown in this PDF Document is generated from our Online Catalog. Please find the complete data in the user's documentation. Our General Terms of Use for Downloads are valid (<http://download.phoenixcontact.com>)



HEAVYCON male insert, B24 series, 24-pos., 25 ... 48 printed, screw connection. PE connection via tension sleeve technology.

Why buy this product

- For fast coding with plastic profile
- PE connection using tension sleeve technology



Key commercial data

Packing unit	10 pc
GTIN	 4 046356 156141
Weight per Piece (excluding packing)	133.73 g
Custom tariff number	85366990
Country of origin	China

Technical data

General

Note	For HEAVYCON-ADVANCE of B24 type and HEAVYCON housing of B24/B48 type Plug-in connections may only be operated only when there is no load/voltage.
Connection method	Screw connection
Tightening torque	0.5 Nm ... 0.8 Nm
Pollution degree	3
Surge voltage category	III
Constructional and testing regulations	DIN EN 61984
	DIN EN 60664
	IEC 60352
Number of positions	24+PE
Insertion/withdrawal cycles	≥ 500
Type	B24
Connection in acc. with standard	IEC / EN

Contact insert - HC-B 24-I-UT-M-48 - 1584936

Technical data

General

Conductor cross section	0.5 mm ² ... 2.5 mm ²
Connection cross section AWG	20 ... 14
Stripping length of the individual wire	8 mm
Assembly instructions	Coding also using the CP-HC (1686478) coding profiles. HC-B6../ HC-B10..for two coding profiles. HC-B16../ HC-B24..for four coding profiles.
Connection	Connectors may only be actuated when there is no load/voltage.

Ambient conditions

Ambient temperature (operation)	-40 °C ... 125 °C (including heating up of contacts)
---------------------------------	--

Material data

Inflammability class according to UL 94	V0
Contact material	Copper alloy
Contact surface material	Ag
Contact carrier material	PA

Electrical characteristics

Rated voltage (III/3)	500 V
Rated surge voltage	6 kV
Rated current	16 A

Classifications

eCl@ss

eCl@ss 4.0	272607xx
eCl@ss 4.1	27260701
eCl@ss 5.0	27143424
eCl@ss 5.1	27143424
eCl@ss 6.0	27143424
eCl@ss 7.0	27440209
eCl@ss 8.0	27440209

ETIM

ETIM 3.0	EC000438
ETIM 4.0	EC000438
ETIM 5.0	EC000438

UNSPSC

UNSPSC 6.01	30211923
UNSPSC 7.0901	39121522
UNSPSC 11	39121522
UNSPSC 12.01	39121522
UNSPSC 13.2	39121522

Contact insert - HC-B 24-I-UT-M-48 - 1584936

Approvals

Approvals

Approvals

CSA / UL Recognized / cUL Recognized / cULus Recognized

Ex Approvals

Approvals submitted

Approval details

CSA	
mm ² /AWG/kcmil	22-14
Nominal current I _N	13 A
Nominal voltage U _N	600 V

UL Recognized	
mm ² /AWG/kcmil	22-14
Nominal current I _N	13 A
Nominal voltage U _N	600 V

cUL Recognized	
mm ² /AWG/kcmil	22-14
Nominal current I _N	13 A
Nominal voltage U _N	600 V

cULus Recognized	
------------------	--

Contact insert - HC-B 24-I-UT-M-48 - 1584936

Accessories

Accessories

Coding element

Coding profile - CP-HC - 1686478



Encoding profile, 4 encoding profiles per strip, 40 strips per unit pack, for insertion in encoding grooves

Coding element - HC-CBU - 1676860



Coding socket for coding up to 16 connectors

Coding bolt - HC-CB - 1772722



Coding pin, prevents mismatching of up to six connectors with an identical number of positions

Coding element - HC-CST - 1676857



Coding peg for coding up to 16 connectors

Docking frame

Docking frames - HC-B 24-ANDOCK - 1586141



Docking frame for racks, for contact inserts of B24 type, with four M5 flat headed screws, rack balance x/y axis +/- 1.5 mm

Mounting material

Contact insert - HC-B 24-I-UT-M-48 - 1584936

Accessories

Screw - HC-B-PES - 1604997



PE screw, for contact inserts HC-B / HC-BB / HC-DD / HC-D40 / HC-D64

PE multiplier - HC-B-3PE - 1644326



PE multiplier, for three PE connections, for HC-B (besides HC-B..E..ZZ) / HC-BB / HC-DD / HC-D40 / HC-D64 contact inserts

Strain relief clamp - HC-B-ZG - 1685327



Strain relief clamps contact inserts of series: B-, BB-, D 40, D 64, DD and HV, straight cable exit

Strain relief clamp - HC-B-ZS - 1685330



Strain relief clamps contact inserts of series: B-, BB-, D 40, D 64, DD and HV, lateral cable exit

Plug assembly frame

Connector assembly frame - HC-SMR-B24 - 1687985



HEAVYCON connector assembly frame, for contact inserts of type B24

Plug mounting plate

Contact insert - HC-B 24-I-UT-M-48 - 1584936

Accessories

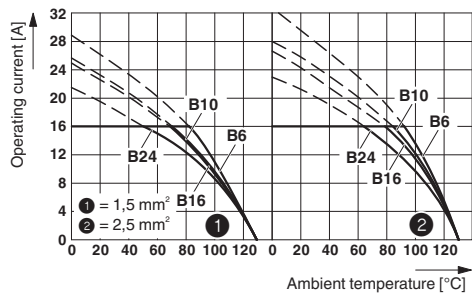
Connector assembly frame - HC-SMP 150-B24-AMQ - 1660944



HEAVYCON connector assembly frame with panel mounting base with double locking latch, for contact inserts of type B24, 150 mm long

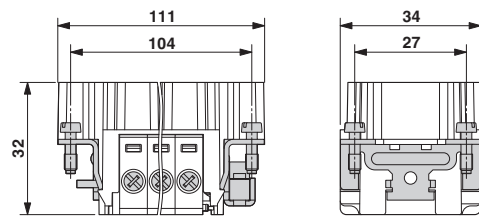
Drawings

Diagram



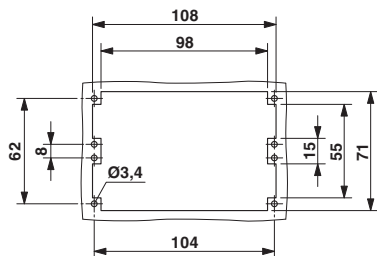
Derating diagram

Dimensioned drawing




Male insert

Dimensioned drawing



Mounting cutout when used without housing

Schematic diagram



Connector pin assignment, connection side