


Ordering number C11713_ANNA-40-5-S

Family	Anna-40-5	FWHM	12 degrees
Type	Lens array	Efficiency	93 %
LED	XP-E	cd/lm	12.700
Color	Clear	Gerber File	Available
Diameter	40 mm		
Height	10.7 mm		
Style	Round		
Optic Material	PMMA		
Holder Material	-		
Fastening	Pin, glue		
Status	Ready		

Ordering number C11714_ANNA-40-5-M

Family	Anna-40-5	FWHM	19 degrees
Type	Lens array	Efficiency	91 %
LED	XP-E	cd/lm	5.200
Color	Clear	Gerber File	Available
Diameter	40 mm		
Height	10.7 mm		
Style	Round		
Optic Material	PMMA		
Holder Material	-		
Fastening	Pin, glue		
Status	Ready		

Ordering number C11715_ANNA-40-5-W

Family	Anna-40-5	FWHM	36 degrees
Type	Lens array	Efficiency	87 %
LED	XP-E	cd/lm	1.600
Color	Clear	Gerber File	Available
Diameter	40 mm		
Height	10.7 mm		
Style	Round		
Optic Material	PMMA		
Holder Material	-		
Fastening	Pin, glue		
Status	Ready		

NOTE: The typical divergence will be changed by different color, chip size and chip position tolerance. The typical total divergence is the full angle measured where the luminous intensity is half of the peak value.



PRODUCT DATASHEET

Anna-40-5 series

last update 4/6/2012

GENERAL INFORMATION

- Product series especially designed & optimized for XP-E series of LEDs.
- Special care taken to make light distribution as uniform as possible.
- Lens material optical grade PMMA with high UV and temperature resistance. Allows use of high current and temperature conditions.

Please find more information about used material from below:

http://ledil.fi/sites/default/files/Documents/Technical/Material/PMMA%20N%20UL94_Yellow%20Card.pdf

<http://ledil.fi/sites/default/files/Documents/Technical/Material/PMMA%20N%20PLEXIGLAS-Datasheet.pdf>

D

C

B

A

4

4

3

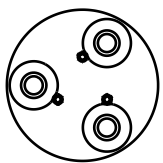
3

2

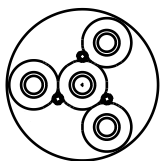
2

1

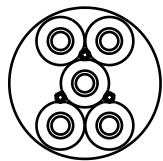
1



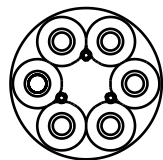
Anna-3



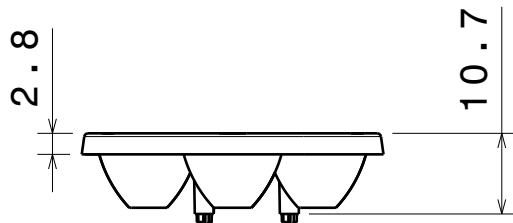
Anna-4



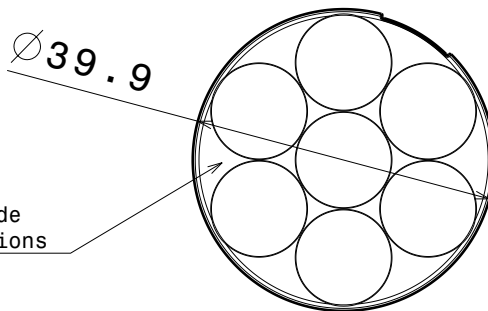
Anna-5



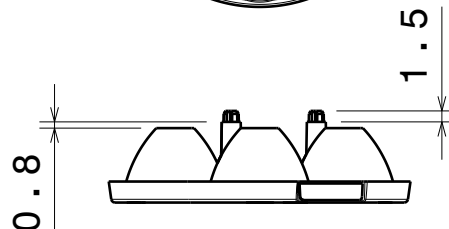
Anna-6



Anna-7



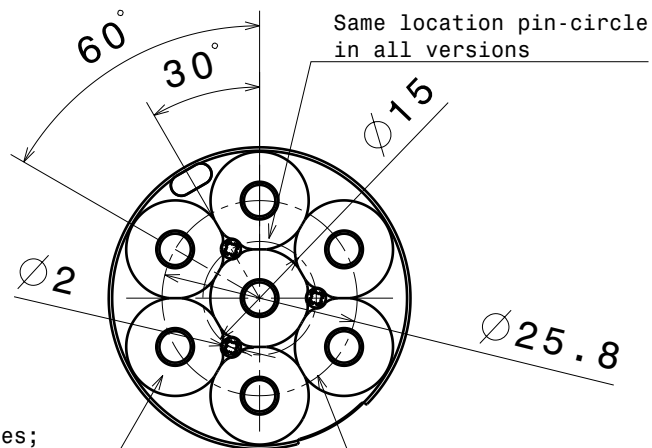
Same top side in all versions



Material: PMMA

Versions:

- Anna-3-S
- Anna-3-M
- Anna-3-W
- Anna-4-S
- Anna-4-M
- Anna-4-W
- Anna-5-S
- Anna-5-M
- Anna-5-W
- Anna-6-S
- Anna-6-M
- Anna-6-W
- Anna-7-S
- Anna-7-M
- Anna-7-M2
- Anna-7-W



Same location pin-circle in all versions

Number of cones varies; 3, 4, 5, 6 and 7pcs on bottom side depending the version.

Same led-circle in all versions

This drawing is our property. It can't be reproduced or communicated without our written agreement.



Ledil Oy
Salorankau 10
FIN-24100 SALO
Finland

DRAWING TITLE

Datasheet Anna40-series Lens

DRAWN BY
ah

DATE
8.12.2011

CHECKED BY
pv

DATE
8.12.2011

SIZE
A4

DRAWING NUMBER
Anna-40

REV
4

DESIGNED BY
hh

DATE
30.07.2010

SCALE 1:1

WEIGHT (g)

SHEET 1/1

D

A