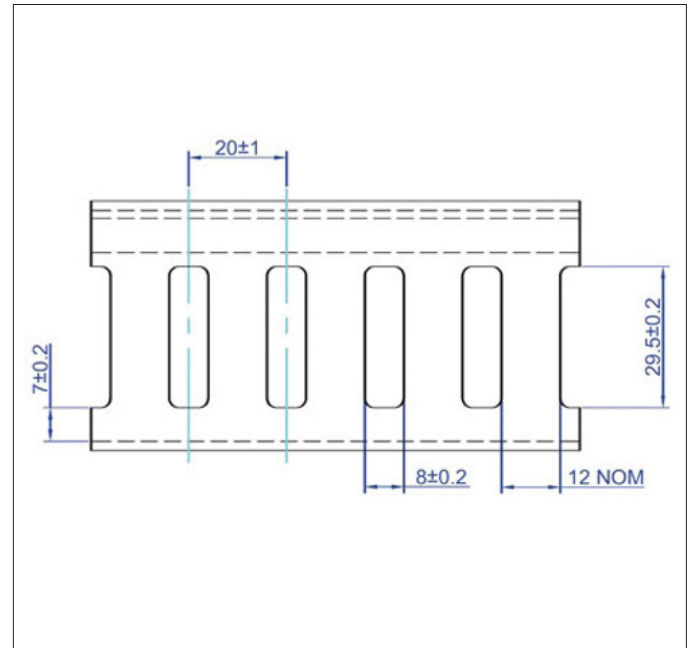



TECHNICAL SPECIFICATION • BETADUCT PVC - CLOSED SLOT BLACK



DESCRIPTION

Closed slot PVC Betaduct provides a lightweight self extinguishing cable trunking with excellent rigidity and performance characteristics. It has excellent cable retention with enhanced protection for installers. It is provided in 23 sizes with 20mm slot pitching. Recommended fixing method; Betaduct rivets and washers.

APPLICATION

For use when bundles, cables and wires need supporting in control panels, distribution boards and switchgear. Ideal for all panel building applications.

SPECIFICATION

Material: Self-extinguishing PVC

Colour Options: Black

Service Temperature Range: -15°C to +60°C

Flammability: UL94 V-O Rated Material


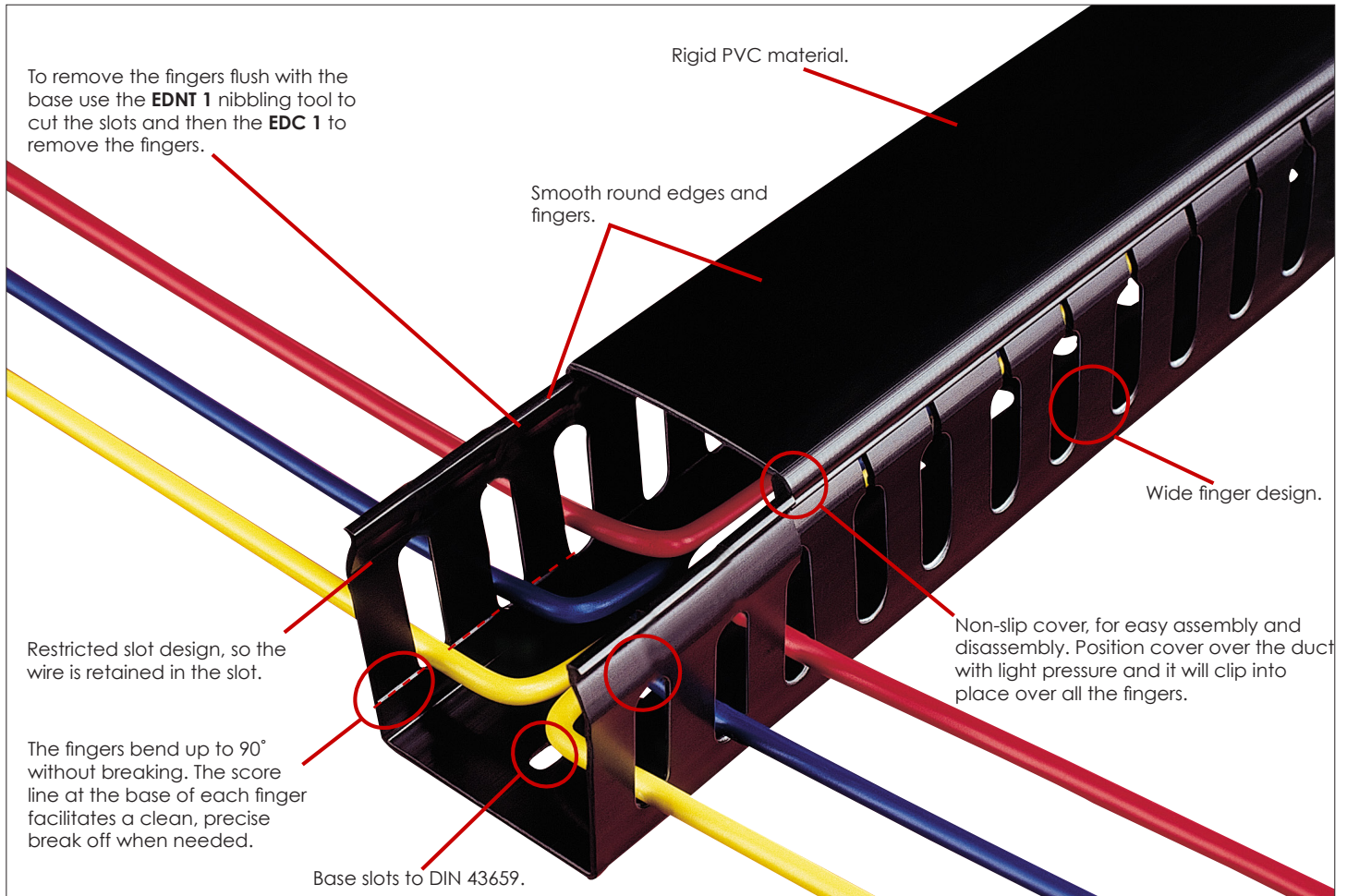
Standards: Base Slots to DIN 43659.
RoHS, CSA, UL and Lloyds Register Approved.



PART NUMBERS & SIZES

PART NO. BLACK CLOSE SLOT	NOMINAL SIZE INNER (WxH) mm	NOMINAL SIZE OUTER (WxH) mm	PACK QTY (METRES)
0900	15 x 15	17 x 17	48
0950	19 x 50	25 x 53	24
0901	25 x 20	29 x 23	24
0951	25 x 37.5	29 x 41	24
0903	25 x 50	29 x 54	24
0904	25 x 75	29 x 79	16
0953	25 x 100	30 x 105	16
0954	37.5 x 37.5	37.5 x 37.5	24
0955	37.5 x 50	41 x 54	16
0956	37.5 x 75	39 x 79	16
0957	37.5 x 100	43 x 105	16
0959	50 x 37.5	54 x 41	16
0906	50 x 50	54 x 54	16
0907	50 x 75	55 x 79	16
0962	50 x 100	56 x 105	8
0964	75 x 50	78 x 54	16
0909	75 x 75	80 x 80	16
0966	75 x 100	80 x 105	8
0968	100 x 50	107 x 54	8
0969	100 x 75	107 x 80	8
0970	100 x 100	107 x 105	8
0971	100 x 125	107 x 130	8
0940	125 x 75	131 x 78	8

TECHNICAL SPECIFICATION • BETADUCT PVC - CLOSED SLOT BLACK



FEATURES	BENEFITS
Rigid PVC material	Self-extinguishing PVC.
Wide finger design	To give additional cable support. The wide fingers can be used with a range of wire and bundle sizes.
Restricted slot design	Saves time during installation, once wires are installed they will remain in the slot with or without cover.
Non-slip cover	Once installed lid will not slip. Easy clip-on assembly and disassembly.
Base slots to DIN 43659	Staggered mounting holes, conforms to DIN standard.
Score line at base of each slot	To facilitate a clean, precise break off.
Smooth round edges	Free from burrs or sharp edges that could lead to abrasions on hands and cables.
Associated cutting tools: EDNT 1, EDC 1.	For clean, precise cutting of trunking fingers.

BETADUCT CAPACITY CHART

TRUNKING SIZE Width x Height mm	CROSS SECTIONAL AREA mm ²	AT 55% PACKING DENSITY mm ²	CABLE CROSS SECTIONAL AREA (mm ²) TRI-RATED CABLE BS6231													
			0.50	0.75	1.00	1.50	2.50	4.00	6.00	10.00	16.00	25.00	35.00	50.00	70.00	95.00
			2.7	2.9	3.1	3.4	3.8	4.4	5.1	6.8	8.64	10.16	11.46	13.97	16.46	18.54
			CABLE DIAMETER (mm)													
MAXIMUM NUMBER OF CABLES																
15 x 15	225	123.75	21	18	16	13	10	8	6	3	2	1	-	-	-	-
19 x 50	950	522.5	91	79	69	57	46	34	25	14	8	6	5	3	2	1
25 x 20	500	275	48	41	36	30	24	18	13	7	4	3	2	1	1	1
25 x 37.5	937.5	515.6	90	78	68	56	45	33	25	14	8	6	4	3	2	1
25 x 50	1250	687.5	120	104	91	75	60	45	33	18	11	8	6	4	3	2
25 x 75	1875	1031.25	180	156	136	113	90	67	50	28	17	12	9	6	4	3
25 x 100	2500	1375	240	208	182	151	121	90	67	37	23	16	13	8	6	5
37.5 x 37.5	1406	773.3	135	117	102	85	68	50	37	21	13	9	7	5	3	2
37.5 x 50	1875	1031.25	180	156	136	113	90	67	50	28	17	12	9	6	4	3
37.5 x 75	2813	1547.15	270	234	204	170	136	101	75	42	26	19	14	10	7	5
37.5 x 100	3750	2062.5	360	312	273	227	181	135	100	56	35	25	19	13	9	7
50 x 25	1250	687.5	120	104	91	75	60	45	33	18	11	8	6	4	3	2
50 x 37.5	1875	1031.25	180	156	136	113	90	67	50	28	17	12	9	6	4	3
50 x 50	2500	1375	240	208	182	151	121	90	67	37	23	16	13	8	6	5
50 x 75	3750	2062.5	360	312	273	227	181	135	100	56	35	25	19	13	9	7
50 x 100	5000	2750	480	416	364	303	242	180	134	75	46	33	26	17	12	10
75 x 37.5	2813	1547.15	270	234	204	170	136	101	75	42	26	19	14	10	7	5
75 x 50	3750	2062.5	360	312	273	273	181	135	100	56	35	25	19	13	9	7
75 x 75	5625	3093.75	540	468	409	410	272	203	151	85	52	38	29	20	14	11
75 x 100	7500	4125	720	624	546	547	363	271	201	113	70	50	39	26	19	15
100 x 50	5000	2750	480	416	364	364	242	180	134	75	46	33	26	17	12	10
100 x 75	7500	4125	720	624	546	454	363	271	201	113	70	50	39	26	19	15
100 x 100	10000	5500	960	832	728	605	484	361	269	151	93	67	53	35	25	20
100 x 125	12500	6875	1200	1040	910	757	606	452	336	189	117	84	66	44	32	25
125 x 75	9375	5156.25	900	780	683	567	454	339	252	141	87	63	49	33	24	19