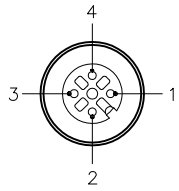
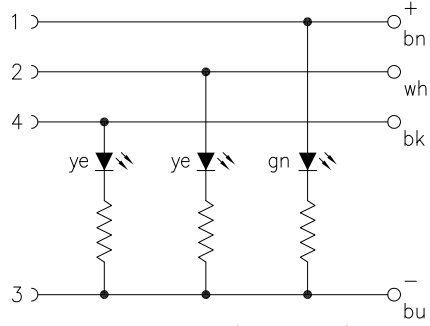


FEMALE END VIEW



- 1 = BROWN
- 2 = WHITE
- 3 = BLUE
- 4 = BLACK

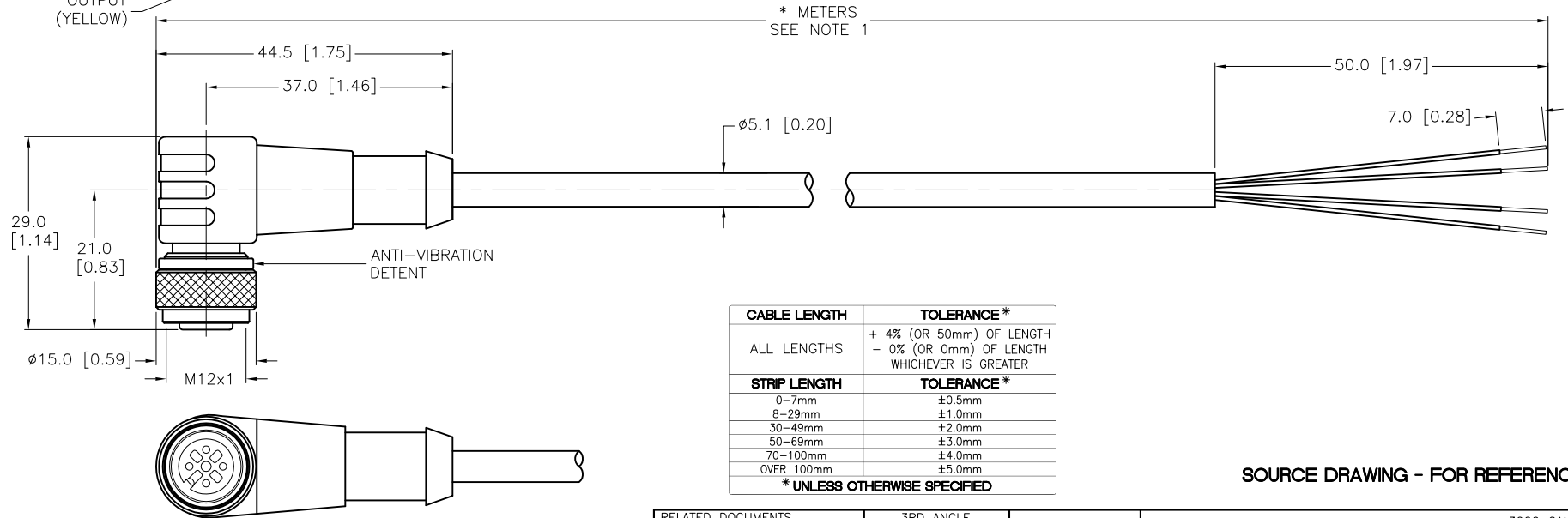
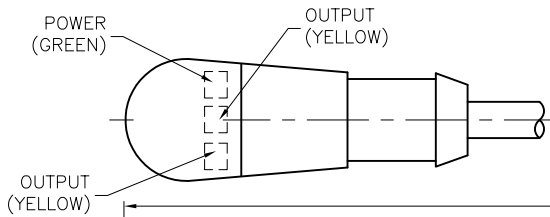
WIRING DIAGRAM



- 1. +VOLTAGE (GREEN LED)
- 2. OUTPUT (YELLOW LED)
- 3. COMMON
- 4. OUTPUT (YELLOW LED)

SPECIFICATIONS

CONTACT CARRIER MATERIAL	TPU OR NYLON
MOLDED HEAD MATERIAL/COLOR	TPU/CLEAR
CONTACT MATERIAL/PLATING	BRASS/GOLD
COUPLING NUT MATERIAL/PLATING	BRASS/NICKEL
RATED CURRENT [A]	4.0 A
RATED VOLTAGE [V]	10-30 V
OUTER CABLE JACKET MATERIAL/COLOR	TPU/GRAY
CONDUCTOR INSULATION MATERIAL	PVC
NUMBER OF CONDUCTORS [AWG]	4x22 AWG
TEMPERATURE RANGE	-40°C to +90°C (-40°F to +194°F)
PROTECTION CLASS	MEETS NEMA 1,3,4,6P AND IEC IP68



CABLE LENGTH	TOLERANCE *
ALL LENGTHS	+ 4% (OR 50mm) OF LENGTH - 0% (OR 0mm) OF LENGTH WHICHEVER IS GREATER
STRIP LENGTH	TOLERANCE *
0-7mm	±0.5mm
8-29mm	±1.0mm
30-49mm	±2.0mm
50-69mm	±3.0mm
70-100mm	±4.0mm
OVER 100mm	±5.0mm

* UNLESS OTHERWISE SPECIFIED

SOURCE DRAWING - FOR REFERENCE ONLY

NOTES:

- 1. "*" INDICATES CABLE LENGTH IN METERS. CONTACT TURCK TO ORDER SPECIFIC LENGTHS.
- 2. "/S90" DESIGNATES THERMOPLASTIC POLYURETHANE (TPU) CABLE.

RELATED DOCUMENTS	3RD ANGLE PROJECTION	THIS DRAWING IS CONFIDENTIAL AND THE PROPERTY OF TURCK INC. USE OF THIS DOCUMENT WITHOUT WRITTEN PERMISSION IS PROHIBITED.		3000 CAMPUS DRIVE MINNEAPOLIS, MN 55441 1-800-544-7769 (763) 553-7300 (763) 553-0708 fax turck.com	
1.		DRFT	TR	DATE 11/21/07	DESCRIPTION WK 4.4T-*--P7X3/S90
2.		APVD		SCALE 1=1.0	
3.	ALL DIMENSIONS DISPLAYED ON THIS DRAWING ARE FOR REFERENCE ONLY	UNIT OF MEASUREMENT MILLIMETER [INCH]			IDENTIFICATION NO.
4.		CONTACT TURCK FOR MORE INFORMATION			
MATERIAL	SEE SPECIFICATIONS	DO NOT SCALE THIS DRAWING			REV F
FINISH	SEE SPECIFICATIONS	FILE: 777003938			SHEET 1 OF 1

F	DRAWING PROCESSED AS PART OF ECO 37652	KMY	07/23/12	37652
REV	DESCRIPTION	BY	DATE	ECO NO.