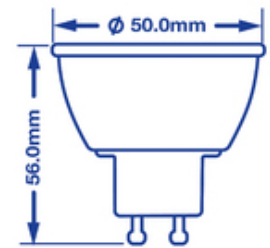


Verbatim LED GU10 8.5W 4000K 660lm 4000K Neutral White 690 LM DIM

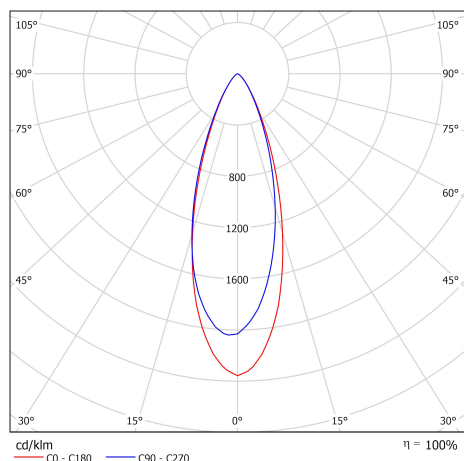
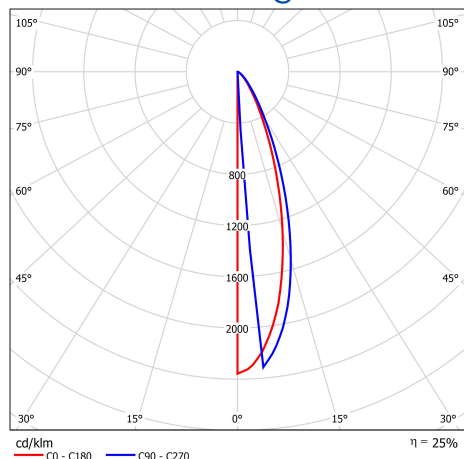
- GU10 Socket
- 220-240V
- 30,000 hours Lifetime
- Dimmable
- 91% Energy Saving
- Luminous Flux: 690 lm
- Equivalent to 91W incandescent bulb

| | |
|-----------------------------|--------------|
| Product Number | 52311 |
| General Data | |
| Lamp Socket | GU10 |
| Electric Data | |
| Wattage (W) | 8.5 |
| Wattage Equivalent (W) | 91 |
| Voltage (V) | 220-240 |
| Dimmable | yes |
| Power Factor | ≥0.7 |
| Operating Frequency (Hz) | 50/60 |
| Geometric Data | |
| Length (mm) | 56 |
| Diameter (in mm) | 50 |
| Weight (g) | 55 |
| Photometric Data | |
| Luminous Flux (lm) | 690 |
| Luminous Flux 90° Cone (lm) | 660 |
| CRI | 80 |
| CCT (K) | 4000 |
| Luminous Intensity (cd) | 1340 |
| Beam Angle (°) | 35 |
| Luminous Efficacy (lm/W) | 81 |
| Lifetime (hrs) | 30,000 |
| Switching Cycle | 100,000 |



28/11/2014

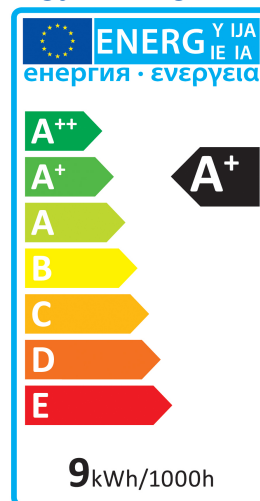
Photometric Diagrams



| Distance [m] | Cone Diameter [m] | E(0°) | E(C90) | E(C0) | Illuminance [lx] |
|--------------|-------------------|-------|--------|-------|------------------|
| 0.5 | 0.30 0.31 | 6627 | 2523 | 2899 | |
| 1.0 | 0.60 0.61 | 1657 | 631 | 725 | |
| 1.5 | 0.89 0.92 | 736 | 280 | 322 | |
| 2.0 | 1.19 1.22 | 414 | 158 | 181 | |
| 2.5 | 1.49 1.53 | 265 | 101 | 116 | |
| 3.0 | 1.79 1.83 | 184 | 70 | 81 | |

Distance [m] Cone Diameter [m] Illuminance [lx]
 — C0 - C180 (Half-value Angle: 34.0°)
 — C90 - C270 (Half-value Angle: 33.2°)

Energy Rating



Technical Packaging Details

Barcode
 023942523116

EAN 128
 (02)00023942523116(37)10(91)814

EAN 14
 50023942523111

Pack Dimensions(HxWxL)
 H67 *W51*L51mm (mm)

MOQ
 10

Carton Dimensions (HxWxL)
 H97*W125 *L285mm (mm)

Cartons/Pallet
 171

Layers/Pallet
 9

Units/Pallet
 1710

28/11/2014