


HC-B 16-EBUS

Order No.: 1771464



HEAVYCON female insert, B16 series, 16-pos., screw connection

Commercial data

EAN	4017918036195
Pack	10 Pcs.
Customs tariff	85366990
Weight/Piece	0.1115 KG
Catalog page information	Page 345 (PC-2007)

Product notes

WEEE/RoHS-compliant since:
02/14/2006

<http://www.download.phoenixcontact.com>
Please note that the data given here has been taken from the online catalog. For comprehensive information and data, please refer to the user documentation. The General Terms and Conditions of Use apply to Internet downloads.

Technical data

General data

Note	For housing HC-B16
Connection systems	Screw connection
Tightening torque	0.5 Nm
Ambient temperature (operation)	-40 °C ... 125 °C (including heating up of contacts)

Pollution degree	3
Surge voltage category	III
Test voltage	3 kV AC
Constructional and testing regulations	DIN VDE 0627/86
	DIN VDE 0110/02.79
	DIN VDE 0110-1/04.97
	IEC 60664-1, DIN IEC 60512
	IEC 60352
Number of positions	16
Insertion/withdrawal cycles	≥ 500
Design	B16
Connection in acc. with standard	IEC / EN
Conductor cross section	0.5 mm ² ... 2.5 mm ²
Connection cross section AWG	20 ... 14
Stripping length of the individual wire	7 mm

Material data

Inflammability class acc. to UL 94	V0
Contact material	Copper alloy
Contact surface material	Ag
Contact carrier material	PA

Electrical characteristics

Rated voltage (III/3)	500 V
Rated surge voltage	6 kV
Rated current	16 A

Certificates / Approvals



CSA

Nominal voltage U _N	600 V
Nominal current I _N	16 A
AWG/kcmil	20-14

UL

Nominal voltage U_N	600 V
Nominal current I_N	15 A
AWG/kcmil	18-12
Certification	CSA, GOST, UL

Accessories

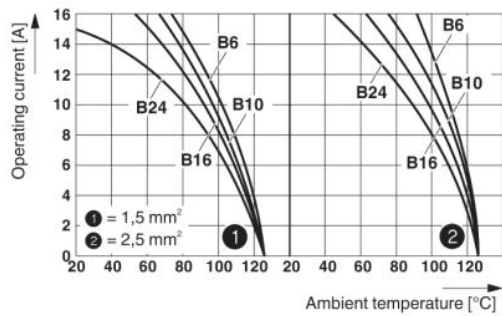
Item	Designation	Description
------	-------------	-------------

General

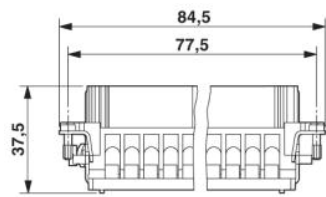
1604997	HC-B-PES	Additional PE screw, for contact inserts HC-B / HC-BB / HC-DD / HC-D40 / HC-D64
---------	----------	---

Drawings

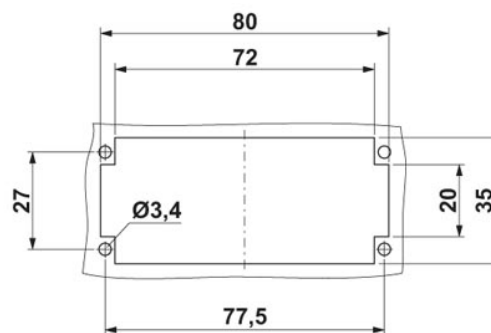
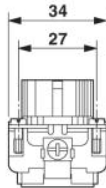
Diagram



Dimensioned drawing




Female insert




Panel cutout

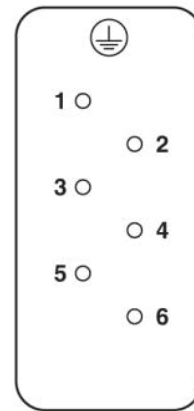

Schematic diagram



1



2



1 = male insert
2 = female insert