

## PCB terminal block - MKDSO 2,5/ 4-L KMGY - 2908485

Please be informed that the data shown in this PDF Document is generated from our Online Catalog. Please find the complete data in the user's documentation. Our General Terms of Use for Downloads are valid (<http://phoenixcontact.com/download>)




PCB terminal block, Nominal current: 24 A, Nom. voltage: 320 V, Pitch: 5 mm, Number of positions: 4, Connection method: Screw connection, Mounting: Soldering, Conductor/PCB connection direction: 0 °, Article with lateral pin exit

### Why buy this product

- ✓ PCB terminal block for ME/ME MAX electronics housing
- ✓ PCB terminal block orthogonal to the PCB
- ✓ 5 mm pitch



### Key commercial data

Packing unit	250 pc
GTIN	 4 017918 361488
Weight per Piece (excluding packing)	7.9 g
Custom tariff number	85369010
Country of origin	Germany

### Technical data

#### Dimensions

Length	15.3 mm
Pitch	5 mm
Dimension a	15 mm
Pin dimensions	0,8 x 1
Hole diameter	1.4 mm

#### General

Range of articles	MKDSO 2,5/..-L
Insulating material group	I
Rated surge voltage (III/3)	4 kV
Rated surge voltage (III/2)	4 kV
Rated surge voltage (II/2)	4 kV
Rated voltage (III/3)	250 V

# PCB terminal block - MKDSO 2,5/ 4-L KMGY - 2908485

## Technical data

### General

Rated voltage (III/2)	320 V
Rated voltage (II/2)	630 V
Connection in acc. with standard	EN-VDE
Nominal current I <sub>N</sub>	24 A
Nominal cross section	2.5 mm <sup>2</sup>
Maximum load current	24 A
Insulating material	PA
Inflammability class according to UL 94	V0
Internal cylindrical gage	A2
Stripping length	8 mm
Number of positions	4
Screw thread	M3
Tightening torque, min	0.5 Nm
Tightening torque max	0.6 Nm

### Connection data

Conductor cross section solid min.	0.14 mm <sup>2</sup>
Conductor cross section solid max.	2.5 mm <sup>2</sup>
Conductor cross section stranded min.	0.14 mm <sup>2</sup>
Conductor cross section stranded max.	2.5 mm <sup>2</sup>
Conductor cross section AWG/kcmil min.	26
Conductor cross section AWG/kcmil max	14
2 conductors with same cross section, solid min.	0.14 mm <sup>2</sup>
2 conductors with same cross section, solid max.	0.75 mm <sup>2</sup>
2 conductors with same cross section, stranded min.	0.14 mm <sup>2</sup>
2 conductors with same cross section, stranded max.	0.75 mm <sup>2</sup>
2 conductors with same cross section, stranded, ferrules without plastic sleeve, min.	0.25 mm <sup>2</sup>
2 conductors with same cross section, stranded, ferrules without plastic sleeve, max.	0.75 mm <sup>2</sup>
2 conductors with same cross section, stranded, TWIN ferrules with plastic sleeve, min.	0.5 mm <sup>2</sup>
2 conductors with same cross section, stranded, TWIN ferrules with plastic sleeve, max.	1.5 mm <sup>2</sup>

## Classifications

### eCl@ss

eCl@ss 4.0	27180401
eCl@ss 4.1	27180401
eCl@ss 5.0	27180506
eCl@ss 5.1	27141190

# PCB terminal block - MKDSO 2,5/ 4-L KMGY - 2908485

## Classifications

### eCl@ss

eCl@ss 6.0	27141190
eCl@ss 7.0	27141190
eCl@ss 8.0	27440401

### ETIM

ETIM 2.0	EC001031
ETIM 3.0	EC001031
ETIM 4.0	EC002637
ETIM 5.0	EC002643

### UNSPSC

UNSPSC 6.01	31261501
UNSPSC 7.0901	31261501
UNSPSC 11	31261501
UNSPSC 12.01	31261501
UNSPSC 13.2	31261501

## Approvals

### Approvals

---

#### Approvals

CSA / UL Recognized / VDE Gutachten mit Fertigungsüberwachung / cUL Recognized / CCA / IECCEB Scheme / EAC / cULus Recognized

---

#### Ex Approvals

---

#### Approvals submitted

---

### Approval details

CSA			
	B	D	
	mm <sup>2</sup> /AWG/kcmil	28-12	28-12
	Nominal current I <sub>N</sub>	10 A	10 A
	Nominal voltage U <sub>N</sub>	300 V	300 V

# PCB terminal block - MKDSO 2,5/ 4-L KMGY - 2908485

## Approvals

UL Recognized

	B	D
mm <sup>2</sup> /AWG/kcmil	30-12	30-12
Nominal current I <sub>N</sub>	20 A	10 A
Nominal voltage U <sub>N</sub>	300 V	300 V

VDE Gutachten mit Fertigungsüberwachung

mm <sup>2</sup> /AWG/kcmil	0.2-2.5
Nominal current I <sub>N</sub>	24 A
Nominal voltage U <sub>N</sub>	450 V

cUL Recognized

	B	D
mm <sup>2</sup> /AWG/kcmil	30-12	30-12
Nominal current I <sub>N</sub>	20 A	10 A
Nominal voltage U <sub>N</sub>	300 V	300 V

CCA

mm <sup>2</sup> /AWG/kcmil	2.5
Nominal current I <sub>N</sub>	24 A
Nominal voltage U <sub>N</sub>	450 V

IECEE CB Scheme

mm <sup>2</sup> /AWG/kcmil	2.5
Nominal current I <sub>N</sub>	24 A
Nominal voltage U <sub>N</sub>	450 V

EAC

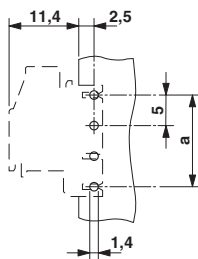
# PCB terminal block - MKDSO 2,5/ 4-L KMGY - 2908485

## Approvals

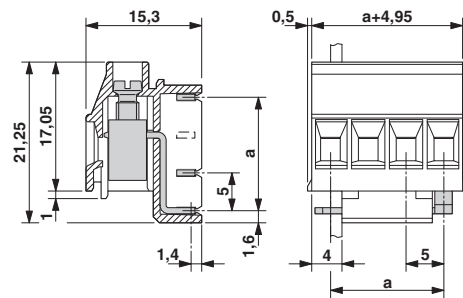
cULus Recognized US

## Drawings

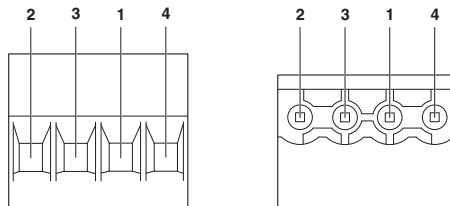
Drilling diagram



Dimensioned drawing



Schematic diagram



Pin assignment left