

Base strip - ICV 2,5 HC/ 9-GF-5,08 - 1943713

Please be informed that the data shown in this PDF Document is generated from our Online Catalog. Please find the complete data in the user's documentation. Our General Terms of Use for Downloads are valid (<http://phoenixcontact.com/download>)

Header, Nominal current: 16 A, Rated voltage (III/2): 320 V, Number of positions: 9, Pitch: 5.08 mm, Color: green, Contact surface: Tin, Mounting: Soldering, COMBICON connectors may only be activated under no load conditions. If for operating reasons small loads must be switched, experimental values are available upon request.




The figure shows a 10-position version of the product

Why buy this product

- Vibration-resistant connection by means of threaded flange (-GF)
- Double steel spring as extra safety against contact corrosion
- Inverted 16 A (HC) headers with socket contact for shock-proof applications or PCB/PCB connections



Key commercial data

Packing unit	50 pc
Minimum order quantity	50 pc
GTIN	 4 017918 878788
Weight per Piece (excluding packing)	7.27 g
Custom tariff number	85366990
Country of origin	Germany
Note	Made to Order (non-returnable)

Technical data

Dimensions

Length	10.2 mm
Pitch	5.08 mm
Dimension a	40.64 mm

General

Range of articles	ICV 2,5 HC/...-GF
Insulating material group	I
Rated surge voltage (III/3)	4 kV
Rated surge voltage (III/2)	4 kV
Rated surge voltage (II/2)	4 kV

Base strip - ICV 2,5 HC/ 9-GF-5,08 - 1943713

Technical data

General

Rated voltage (III/3)	320 V
Rated voltage (III/2)	320 V
Rated voltage (II/2)	630 V
Connection in acc. with standard	EN-VDE
Nominal current I _N	16 A
Maximum load current	16 A
Insulating material	PA
Inflammability class according to UL 94	V0
Color	green
Number of positions	9

Classifications

eCl@ss

eCl@ss 4.0	272607xx
eCl@ss 4.1	27260701
eCl@ss 5.0	27260701
eCl@ss 5.1	27260701
eCl@ss 6.0	27260704
eCl@ss 7.0	27440402
eCl@ss 8.0	27440402

ETIM

ETIM 3.0	EC001121
ETIM 4.0	EC002637
ETIM 5.0	EC002637

UNSPSC

UNSPSC 6.01	30211810
UNSPSC 7.0901	39121409
UNSPSC 11	39121409
UNSPSC 12.01	39121409
UNSPSC 13.2	39121409

Approvals

Approvals

Approvals

UL Recognized / VDE Gutachten mit Fertigungsüberwachung / cUL Recognized / IECCEB Scheme / CCA / EAC / cULus Recognized


Base strip - ICV 2,5 HC/ 9-GF-5,08 - 1943713


Approvals


Ex Approvals


Approvals submitted

Approval details

UL Recognized 		
	B	D
Nominal current I _N	16 A	10 A
Nominal voltage U _N	250 V	300 V

VDE Gutachten mit Fertigungsüberwachung 	
Nominal current I _N	16 A
Nominal voltage U _N	250 V

cUL Recognized 		
	B	D
Nominal current I _N	16 A	10 A
Nominal voltage U _N	250 V	300 V


IECEE CB Scheme 	
Nominal current I _N	16 A
Nominal voltage U _N	250 V

CCA	
Nominal current I _N	16 A
Nominal voltage U _N	250 V

EAC

Base strip - ICV 2,5 HC/ 9-GF-5,08 - 1943713

Approvals

cULus Recognized 

Accessories

Accessories

Coding element

Coding profile - CP-MSTB - 1734634



Coding profile, is inserted into the slot on the plug or inverted header, red insulating material

Insulating sleeve

Insulating sleeve - MPS-IH WH - 0201663



Insulating sleeve, Color: white

Insulating sleeve - MPS-IH RD - 0201676



Insulating sleeve, Color: red

Insulating sleeve - MPS-IH BU - 0201689



Insulating sleeve, Color: blue

Base strip - ICV 2,5 HC/ 9-GF-5,08 - 1943713

Accessories

Insulating sleeve - MPS-IH YE - 0201692



Insulating sleeve, Color: yellow

Insulating sleeve - MPS-IH GN - 0201702



Insulating sleeve, Color: green

Insulating sleeve - MPS-IH BK - 0201731



Insulating sleeve, Color: black

Test plug terminal block

Reducing plug - RPS - 0201647



Reducing plug, Color: gray

Test plugs - MPS-MT - 0201744



Test plugs, Color: silver

Additional products

Base strip - ICV 2,5 HC/ 9-GF-5,08 - 1943713

Accessories

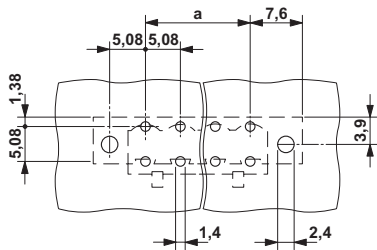
Printed-circuit board connector - FKIC 2,5 HC/ 9-STF-5,08 - 1942772



Plug component, Nominal current: 16 A, Rated voltage (III/2): 320 V, Number of positions: 9, Pitch: 5.08 mm, Connection method: Spring-cage connection, Color: green, Contact surface: Tin, COMBICON connectors may only be activated under no load conditions. If for operating reasons small loads must be switched, experimental values are available upon request.

Drawings

Drilling diagram



Dimensioned drawing

