



AUX.SWITCH BLOCK,FRONT,3NO+1NC,  
 CURR.PATH: 1NC, 1NO, 1NO, 1NO, F. CONT.  
 RELAYS A. MOTOR CONT., 3RT2 SPRING-LOADED  
 TERMINAL .1 / .2,3 / .4,3 / 4,3 / 4

| General technical data:   |    |  |
|---|----|--|
| product brand name  |    | SIRIUS   |
| Suitability for use   |    | Contact relay and power contactor  |
| Protection class IP on the front                                  |    | IP20   |
| Ambient temperature   |    |  |
| • during storage  | °C | -55 ... +80  |
| • during operation  | °C | -25 ... +60  |
| Mechanical service life (switching cycles) typical                |    | 10 000 000   |
| Electrical endurance (switching cycles) at AC-15 at 230 V typical |    | 200 000  |
| Contact reliability   |    | one incorrect switching operation of 100 million switching operations (17 V, 1 mA) |
| Contact reliability of auxiliary contacts                         |    | 1 faulty switching per 100 million (17 V, 1 mA)                                    |
| Insulation voltage with degree of pollution 3 rated value         | V  | 690  |
| Surge voltage resistance rated value                              | kV | 6  |
| Auxiliary circuit:  |    |  |
| Number of NC contacts for auxiliary contacts                      |    |  |
| • instantaneous contact   |    | 1  |

|   |   |      |
|---|---|------|
| • lagging switching                                     |   | 0    |
| <b>Number of NO contacts for auxiliary contacts</b>     |   |      |
| • instantaneous contact                                 |   | 3    |
| • leading contact                                       |   | 0    |
| <b>Operating current of auxiliary contacts at AC-12</b> |   |      |
| • at 24 V   | A | 10   |
| • at 230 V  | A | 10   |
| • maximum   | A | 10   |
| <b>Operating current</b>                                |   |      |
| • of auxiliary contacts                                 |   |      |
| — at AC-14  |   |      |
| — at 125 V  | A | 6    |
| — at 250 V  | A | 6    |
| — at AC-15  |   |      |
| — at 24 V   | A | 6    |
| — at 230 V  | A | 6    |
| — at 400 V  | A | 3    |
| • at AC-15 at 690 V rated value                         | A | 1    |
| <b>Operating current</b>                                |   |      |
| • with 2 current paths in series at DC-12               |   |      |
| — at 24 V rated value                                   | A | 10   |
| — at 60 V rated value                                   | A | 10   |
| — at 110 V rated value                                  | A | 4    |
| — at 220 V rated value                                  | A | 2    |
| — at 440 V rated value                                  | A | 1.3  |
| — at 600 V rated value                                  | A | 0.65 |
| • with 3 current paths in series at DC-12               |   |      |
| — at 24 V rated value                                   | A | 10   |
| — at 60 V rated value                                   | A | 10   |
| — at 110 V rated value                                  | A | 10   |
| — at 220 V rated value                                  | A | 3.6  |
| — at 440 V rated value                                  | A | 2.5  |
| — at 600 V rated value                                  | A | 1.8  |
| <b>Operating current</b>                                |   |      |
| • of auxiliary contacts at DC-13                        |   |      |
| — at 24 V   | A | 6    |
| — at 60 V   | A | 2    |
| — at 110 V  | A | 1    |
| — at 220 V  | A | 0.3  |
| • with 2 current paths in series at DC-13               |   |      |
| — at 24 V rated value                                   | A | 10   |

|   |   |      |
|---|---|------|
| — at 60 V rated value                     | A | 3.5  |
| — at 110 V rated value                    | A | 1.3  |
| — at 220 V rated value                    | A | 0.9  |
| — at 440 V rated value                    | A | 0.2  |
| — at 600 V rated value                    | A | 0.1  |
| • with 3 current paths in series at DC-13 |   |      |
| — at 24 V rated value                     | A | 10   |
| — at 60 V rated value                     | A | 4.7  |
| — at 110 V rated value                    | A | 3    |
| — at 220 V rated value                    | A | 1.2  |
| — at 440 V rated value                    | A | 0.5  |
| — at 600 V rated value                    | A | 0.26 |

#### Installation/ mounting/ dimensions:

|                      |    |                  |
|----------------------|----|------------------|
| <b>Mounting type</b> |    | snap-on mounting |
| <b>Width</b>         | mm | 36               |
| <b>Height</b>        | mm | 41.5             |
| <b>Depth</b>         | mm | 47.7             |

#### Connections/ Terminals:

|   |  |                                   |
|---|--|-----------------------------------|
| Type of electrical connection for auxiliary and control current circuit |  | spring-loaded terminals           |
| <b>Type of connectable conductor cross-sections</b>                     |  |                                   |
| • for auxiliary contacts  |  |                                   |
| — finely stranded   |  |                                   |
| — with core end processing  |  | 2x (0.5 ... 1.5 mm <sup>2</sup> ) |
| — without core end processing   |  | 2x (0.5 ... 2.5 mm <sup>2</sup> ) |
| • at AWG conductors for auxiliary contacts                              |  | 2x (20 ... 14)                    |





#### Safety related data:

|   |  |           |
|---|--|-----------|
| <b>Product function Mirror contact acc. to IEC 60947-4-1</b>              |  | Yes       |
| • Note  |  | with 3RT2 |
| <b>Product function positively driven operation acc. to IEC 60947-5-1</b> |  | Yes       |
| • Note  |  | with 3RH2 |

#### Certificates/ approvals:

| General Product Approval   |  |   |   | Declaration of Conformity   | Test Certificates                             |
|--|--|---|---|---|---|
| <br>CCC | <br>CSA |  | <br>UL | <br>EG-Konf. | <a href="#">spezielle Prüfbescheinigungen</a> |

| Test Certificates                                 | Shipping Approval  |   |  |   |  |
|---|--|---|--|---|--|
| <a href="#">Typprüfbescheinigung/Werkszeugnis</a> | <br>ABS | <br>BUREAU VERITAS | <br>DNV | <br>GL | <br>LRS |

| Shipping Approval  | other   |  |
|--|---|--|
| <br>PRS | <br>RINA | <br>RMRS  |
|  | <a href="#">Umweltbestätigung</a>   | <br>VDE |

#### Further information

##### Information- and Downloadcenter (Catalogs, Brochures,...)

<http://www.siemens.com/industrial-controls/catalogs>

##### Industry Mall (Online ordering system)

<http://www.siemens.com/industrymall>

##### Cax online generator

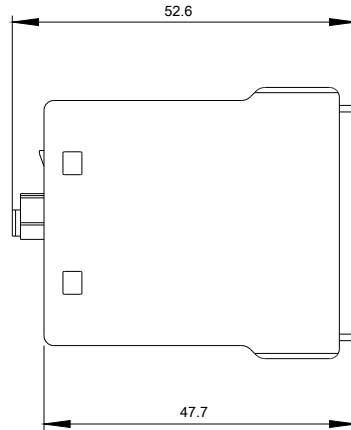
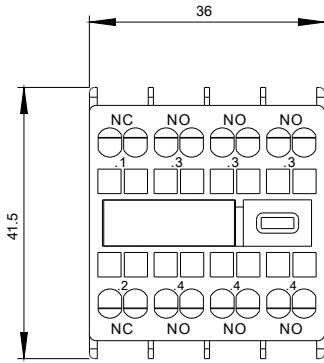
<http://support.automation.siemens.com/WW/CAXorder/default.aspx?lang=en&mfb=3RH29112HA31>

##### Service&Support (Manuals, Certificates, Characteristics, FAQs,...)

<https://support.industry.siemens.com/cs/ww/en/ps/3RH29112HA31>

##### Image database (product images, 2D dimension drawings, 3D models, device circuit diagrams, EPLAN macros, ...)

[http://www.automation.siemens.com/bilddb/cax\\_de.aspx?mfb=3RH29112HA31&lang=en](http://www.automation.siemens.com/bilddb/cax_de.aspx?mfb=3RH29112HA31&lang=en)



3RT2

3RH2

