



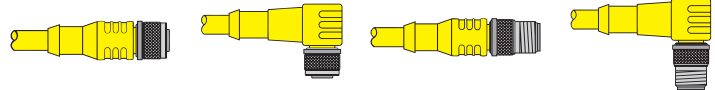
## eurofast® Cordsets, "C" Style, Medium Plug Body

PVC or PUR  
Available in 6 and 8 Conductor

Unshielded  
Anti-vibration Coupling Nut



See table below



RKC ..

WKC ..

RSC ..

WSC ..

### 6-Pin, Medium Plug Body, 60 VAC / 75 VDC, 2 A

Female

Male

Application	Cable Specs	Pinout	Straight	Right Angle	Straight	Right Angle
For 6-wire DC UL Recognized CSA Certified	6/24 AWG, Grey PVC 105 C 5.7 mm OD	1. Bn 4. Bk 2. Wh 5. Gy 3. Bu 6. Pk	RKC 6T-*	WKC 6T-*	RSC 6T-*	WSC 6T-*
For 6-wire DC UL Recognized CSA Certified	6/24 AWG, Grey PUR 80°C 5.7 mm OD	1. Bn 4. Bk 2. Wh 5. Gy 3. Bu 6. Pk	RKC 6T-*/S90	WKC 6T-*/S90	RSC 6T-*/S90	WSC 6T-*/S90

### 8-Pin, Medium Plug Body, 60 VAC / 75 VDC, 2 A

Female

Male

Application	Cable Specs	Pinout	Straight	Right Angle	Straight	Right Angle
For 8-wire DC UL Recognized CSA Certified	8/24 AWG, Grey PVC 105 C 5.7 mm OD	1. Wh 5. Gy 2. Bn 6. Pk 3. Gn 7. Bu 4. Ye 8. Rd	RKC 8T-*	WKC 8T-*	RSC 8T-*	WSC 8T-*
For 6-wire DC and 4-port <b>picofast</b> home run UL Recognized CSA Approved	6/24 AWG, Black PVC 105 C 5.7 mm OD	1. Wh 5. Bn 2. Gn 6. N/C 3. Ye 7. Bu 4. Gy 8. N/C	RKC 8.6T-*	WKC 8.6T-*	RSC 8.6T-*	WSC 8.6T-*

### 6-Pin, Medium Plug Body, 60 VAC / 75 VDC, 2 A

Application	Cable Specs	Straight Female Straight Male	Straight Female Right Angle Male	Right Angle Female Straight Male	Right Angle Female Right Angle Male
For 6-wire DC UL Recognized CSA Certified	6/24 AWG, Grey PVC 105 C 5.7 mm OD	RKC 6T-*-RSC 6T	RKC 6T-*-WSC 6T	WKC 6T-*-RSC 6T	WKC 6T-*-WSC 6T
For 6-wire DC UL Recognized CSA Certified	6/24 AWG, Grey PUR 80°C 5.7 mm OD	RKC 6T-*-RSC 6T/S90	RKC 6T-*-WSC 6T/S90	WKC 6T-*-RSC 6T/S90	WKC 6T-*-WSC 6T/S90

### 8-Pin, Medium Plug Body, 60 VAC / 75 VDC, 2 A

Application	Cable Specs	Straight Female Straight Male	Straight Female Right Angle Male	Right Angle Female Straight Male	Right Angle Female Right Angle Male
For 8-wire DC UL Recognized CSA Certified	8/24 AWG, Grey PVC 105 C 5.7 mm OD	RKC 8T-*-RSC 8T	RKC 8T-*-WSC 8T	WKC 8T-*-RSC 8T	WKC 8T-*-WSC 8T
For 6-wire DC and 4-port <b>picofast</b> home run UL Recognized CSA Approved	6/24 AWG, Black PVC 105 C 5.7 mm OD	RKC 8.6T-*-RSC 8.6T	RKC 8.6T-*-WSC 8.6T	WKC 8.6T-*-RSC 8.6T	WKC 8.6T-*-WSC 8.6T

\* = Length in meters

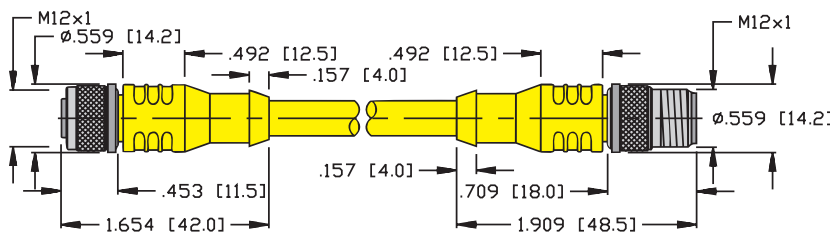
## Specifications

<b>Connector:</b>	Oil resistant polyurethane body material, PUR contact carrier, spacings to VDE 0110 Group C.
<b>Contacts:</b>	Gold plated brass.
<b>Coupling Nuts:</b>	Nickel plated brass. For options, see below**.
<b>Cable:</b>	See table.
<b>Protection:</b>	NEMA 1,3,4,6P and IEC IP 68.
<b>Cable Length:</b>	Standard cable lengths are nominal 2, 4 and 6 meters. Other lengths available by request - consult factory.

**\*\* Options:** To specify stainless steel coupling nut, add a "V" to part number.  
For example: RKC .. to RKC V .. (straight female) or WSC .. to WSC V .. (right angle male).

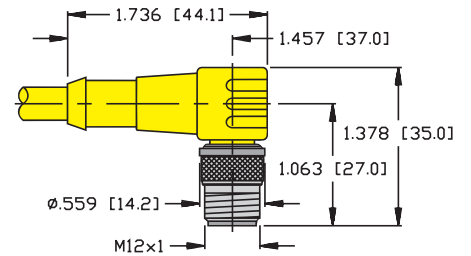
## Dimensions

RKC .. -\* -RSC ..

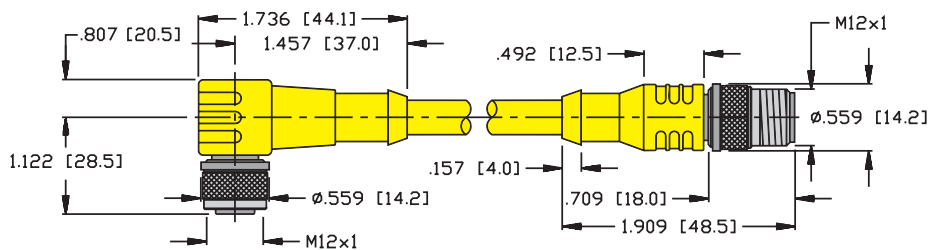


**Note:**  
Replace right end of illustrations at left with WSC shown below for RKC .. -\* -WSC .. and WKC .. -\* -WSC .. configuration.

.. - WSC ..



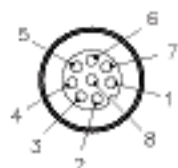
WKC .. -\* -RSC ..



## Pinouts

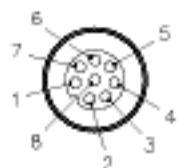
Female		Male	
6-pin	8-pin	6-pin	8-pin

FEMALE END VIEW



- 1 = WHITE
- 2 = BROWN
- 3 = GREEN
- 4 = YELLOW
- 5 = GRAY
- 6 = PINK
- 7 = BLUE
- 8 = RED

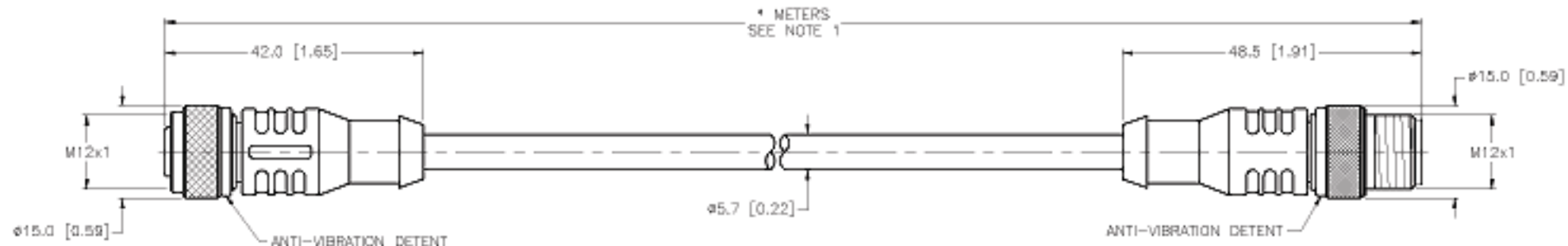
MALE END VIEW



- 1 = WHITE
- 2 = BROWN
- 3 = GREEN
- 4 = YELLOW
- 5 = GRAY
- 6 = PINK
- 7 = BLUE
- 8 = RED

SPECIFICATIONS

CONTACT CARRIER MATERIAL/COLOR	NYLON OR PUR/BLACK
MOLDED HEAD MATERIAL/COLOR	THERMOPLASTIC PUR/YELLOW
CONTACT MATERIAL/PLATING	BRASS/GOLD
COUPLING NUT MATERIAL/PLATING	BRASS/NICKEL
RATED CURRENT [A]	2.0 A
RATED VOLTAGE [V]	60 VAC/75 VDC
OUTER CABLE JACKET MATERIAL/COLOR	PVC/GREY
CONDUCTOR INSULATION MATERIAL	PVC
NUMBER OF CONDUCTORS [AWG]	8x24 AWG
TEMPERATURE RANGE	-40°C to +105°C (-40°F to +221°F)
PROTECTION CLASS	MEETS NEMA 1,3,4,6P AND IEC IP68



CABLE LENGTH	TOLERANCE
ALL LENGTHS	+ 4% (OR 50mm) OF LENGTH - 0% (OR 0mm) OF LENGTH WHICHEVER IS GREATER
STRIP LENGTH	TOLERANCE
0-3mm	±0.2mm
6-20mm	±1.0mm
30-45mm	±2.0mm
50-65mm	±3.0mm
70-100mm	±4.0mm
OVER 100mm	±5.0mm

SOURCE DRAWING - FOR REFERENCE ONLY

NOTES:

1. "\*" INDICATES CABLE LENGTH IN METERS. CONTACT TURCK TO ORDER SPECIFIC LENGTHS.

RELATED DOCUMENTS 1. 2. 3. 4.	3RD ANGLE PROJECTION 	THIS DRAWING IS PROPERTY OF TURCK INC. USE OF THIS DOCUMENT WITHOUT WRITTEN PERMISSION IS PROHIBITED.		<b>TURCK INC</b> High Technology Sensors and Automation Controls	
		MATERIAL SEE SPECIFICATIONS	TOLERANCES UNLESS OTHERWISE SPECIFIED 0.5 TO 6 ±0.1 6 TO 30 ±0.2 30 TO 200 ±0.3 OVER 200 ±0.4 ANGLES ±1° ALL INCH DIMENSIONS ARE REFERENCE ONLY	DWPT RWC DATE 07/26/05	DESCRIPTION RKC 8T-*--RSC 8T
FINISH SEE SPECIFICATIONS	UNIT OF MEASUREMENT <b>MILLIMETER   INCH  </b>	DO NOT SCALE THIS DRAWING	SHEET 1 OF 1		

A	DRAWING RELEASE	RWC	07/26/05	
REV	DESCRIPTION	BY	DATE	ECO NO.