

## Base strip - MC 0,5/ 9-G-2,5 THT - 1963492

Please be informed that the data shown in this PDF Document is generated from our Online Catalog. Please find the complete data in the user's documentation. Our General Terms of Use for Downloads are valid (<http://phoenixcontact.com/download>)

Header, Nominal current: 4 A, Rated voltage (III/2): 160 V, Number of positions: 9, Pitch: 2.5 mm, Color: black, Contact surface: Tin, Mounting: SMD/THT/THR, User information and design recommendations for through hole reflow technology can be found under "Downloads"




The figure shows a 10-position version of the product

### Why buy this product

- ✓ Alternative pin lengths of 1.4 mm or 2.6 mm available on request
- ✓ Reel diameter: 330 mm, tape width: 44 mm
- ✓ Low-profile THR pin strips with a compact MICRO pitch of 2.5 mm
- ✓ Delivery form: box packaging, in bulk for small series
- ✓ Delivery form: tape-on-reel packing according to IEC 60286-3 for automated mounting
- ✓ Use in SMT reflow processes



### Key commercial data

Packing unit	50 pc
Minimum order quantity	50 pc
GTIN	 4 017918 912314
Weight per Piece (excluding packing)	2.31 g
Custom tariff number	85366990
Country of origin	Germany

### Technical data

#### Dimensions

Length	10.1 mm
Height	8.1 mm
Pitch	2.5 mm
Dimension a	20 mm
Pin dimensions	0,8 x 0,8 mm
Pin spacing	2.50 mm
Hole diameter	1.4 mm

## Base strip - MC 0,5/ 9-G-2,5 THT - 1963492

### Technical data

#### General

Range of articles	MC 0,5/...-G-THT
Insulating material group	IIIa
Rated surge voltage (III/3)	1.5 kV
Rated surge voltage (III/2)	2.5 kV
Rated surge voltage (II/2)	2.5 kV
Rated voltage (III/3)	32 V
Rated voltage (III/2)	160 V
Rated voltage (II/2)	160 V
Connection in acc. with standard	EN-VDE
Nominal current $I_N$	4 A
Maximum load current	4 A
Insulating material	PA
Inflammability class according to UL 94	V0
Color	black
Number of positions	9

### Classifications

#### eCl@ss

eCl@ss 4.0	272607xx
eCl@ss 4.1	27260701
eCl@ss 5.0	27260701
eCl@ss 5.1	27260701
eCl@ss 6.0	27260704
eCl@ss 7.0	27440402
eCl@ss 8.0	27440402

#### ETIM

ETIM 3.0	EC001121
ETIM 4.0	EC002637
ETIM 5.0	EC002637

#### UNSPSC

UNSPSC 6.01	30211810
UNSPSC 7.0901	39121409
UNSPSC 11	39121409
UNSPSC 12.01	39121409
UNSPSC 13.2	39121409

### Approvals

#### Approvals

# Base strip - MC 0,5/ 9-G-2,5 THT - 1963492

## Approvals

### Approvals

UL Recognized / VDE Gutachten mit Fertigungsüberwachung / cUL Recognized / IEC60947-5 CB Scheme / CCA / cULus Recognized

### Ex Approvals

### Approvals submitted

## Approval details

UL Recognized	
	B
Nominal current IN	4 A
Nominal voltage UN	125 V

VDE Gutachten mit Fertigungsüberwachung	
Nominal current IN	4 A
Nominal voltage UN	32 V

cUL Recognized	
	B
Nominal current IN	4 A
Nominal voltage UN	125 V

IEC60947-5 CB Scheme	
Nominal current IN	4 A
Nominal voltage UN	32 V

# Base strip - MC 0,5/ 9-G-2,5 THT - 1963492

## Approvals

CCA	
Nominal current I <sub>N</sub>	4 A
Nominal voltage U <sub>N</sub>	32 V



## Accessories

Accessories

Coding element

Coding profile - CP-MC 0,5 - 1881435

Coding profile, is inserted into the groove in the header, red insulating material



## Labeled terminal marker

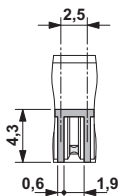
Marker card - SK 2,54/2,8:FORTL.ZAHLEN - 0804853



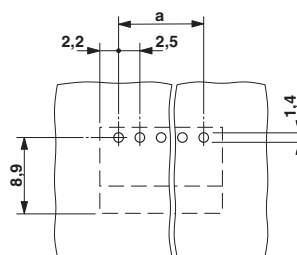
Marker card, Card, white, labeled, Horizontal: Consecutive numbers 1 - 10, 11 - 20, etc. up to 91 - 99, Mounting type: Adhesive, for terminal block width: 2.54 mm, Lettering field: 2.54 x 2.8 mm

## Drawings

Dimensioned drawing



Drilling diagram



# Base strip - MC 0,5/ 9-G-2,5 THT - 1963492

Dimensioned drawing

