~~THIS DRAWING IS UNPUBLISHED.~~
~~QUESTO DISEGNO NON DEVE ESSERE DIVULGATO O RIPRODOTTO~~
RELEASED FOR PUBLICATION
E' CONSENTITA LA DIVULGAZIONE
© COPYRIGHT – By –
ALL RIGHTS RESERVED.
TUTTI I DIRITTI SONO RISERVATI

LOC	DIST
—	—

REVISIONS
REVISIONI

P	LTR REV	DESCRIPTION DESCRIZIONE	DATE DATA	DWN DIS.	APVD APP.
	AG4	REVISED PER ECO-11-005301	02MAR11	RK	HMR

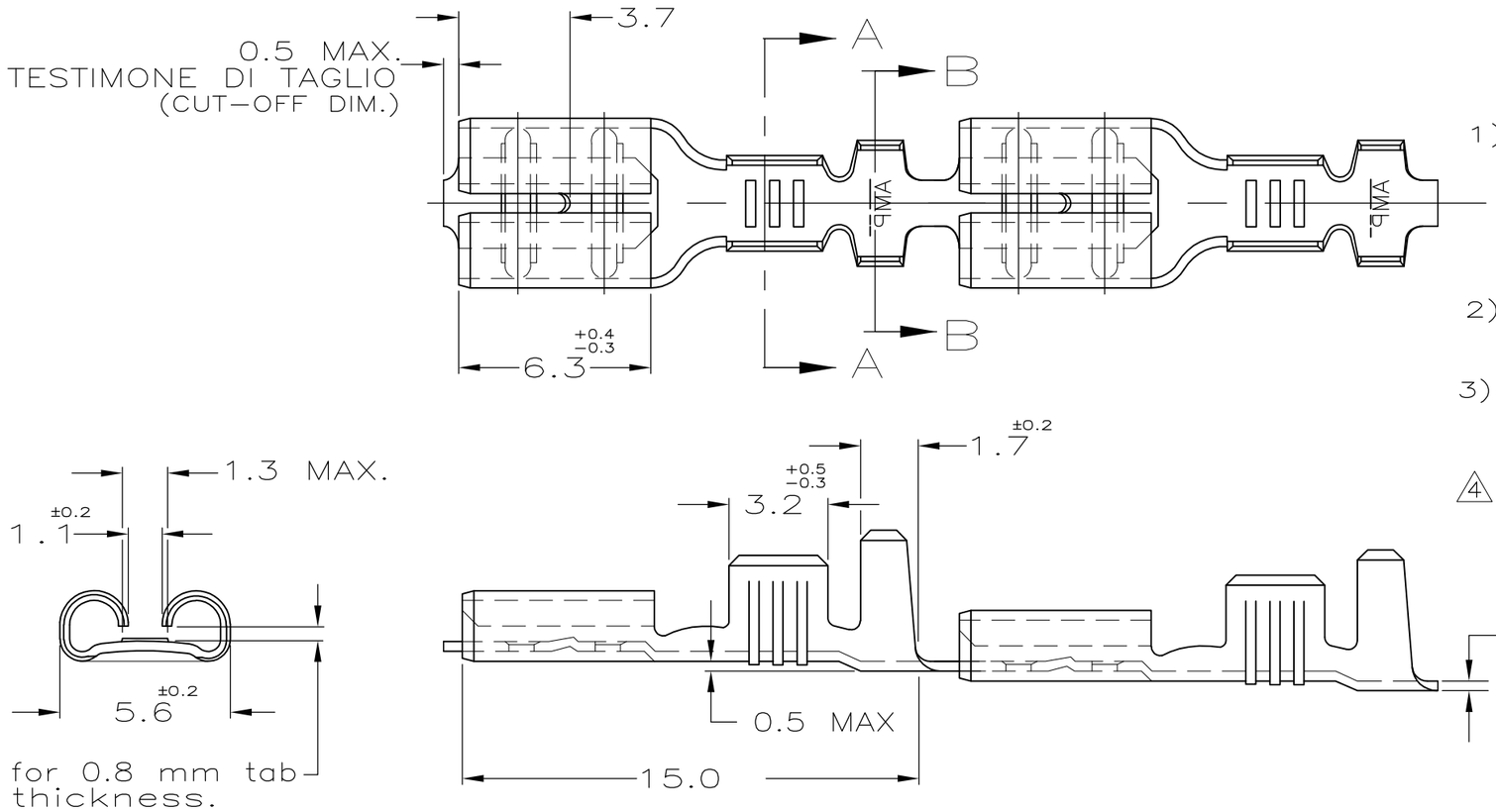

1) STATO DI FORNITURA – SCALA 1:1
(SUPPLY CONDITION – SCALE 1:1)

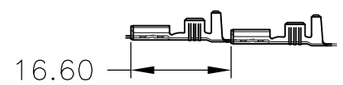

SENSO DI USCITA DEL TERMINALE DALLA BOBINA
(DIRECTION OFF TOP OF REEL)

2) SPECIFICA DI PRODOTTO 108-20019
(PRODUCT SPEC. 108-20019)

3) PER LE VERSIONI IN PEZZI SCIOLTI VEDERE DISEGNO 160491
(FOR LOOSE PIECE VERSION SEE DRAWING 160491).

4 BOBINATO CON CARTA INTERPOSTA
(REELED WITH INTERLEAVE PAPER STRIP)

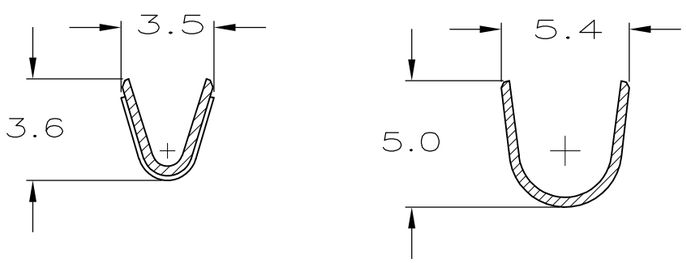

(SEZIONE A–A)
(SECTION A–A)

(SEZIONE B–B)
(SECTION B–B)

NOTE	FINITURA/COLORE (FINISH/COLOR)	MATERIALE (MATERIAL)	NUMERO (P/N)	REV
	STAGNATO (TIN PLATED)	BRONZO FOSF. (PH. BRONZE)	5-160429-6	
OBSOLETE ~~4~~	~~PRE NICHELATO (PRE NICKEL PL.)~~	~~ACCIAIO (STEEL)~~	~~5-160429-4~~	
	STAGNATO (TIN PLATED)	OTTONE (BRASS)	5-160429-2	
4	NUDO (UNPLATED)	OTTONE (BRASS)	5-160429-1	

DIAM. ISOLANTE INSUL. RANGE	RANGO FILO WIRE RANGE
3.0–4.3mmØ	1.0–2.5mm²

THIS DRAWING IS A CONTROLLED DOCUMENT.
QUESTO DISEGNO E` UN DOCUMENTO CONTROLLATO.

DIMENSIONS: DIMENSIONI: mm

TOLERANCES UNLESS OTHERWISE SPECIFIED: TOLLERANZE: SE NON DIVERSAMENTE SPECIFICATO
0 PLC /DEC ± –
1 PLC /DEC ± 0.3
2 PLC /DEC ± –
3 PLC /DEC ± –
4 PLC /DEC ± –
ANGLES /ANGOLI ± 2°

MATERIAL MATERIALE –
FINISH FINITURA –

DWN/DIS. H.YAALI 01 FEB 2000
CHK/CONT. C.TARTARI 01 FEB 2000
APVD/APP. —
PRODUCT SPEC SPEC DI PRODOTTO —
APPLICATION SPEC SPEC DI APPLICAZIONE —
WEIGHT PESO —

TE Connectivity

NAME NOME: FASTON Connector, .187 sr. REC. CONTACT.

SIZE	CAGE CODE	DRAWING NO NUMERO	RESTRICTED TO
A3	00779	C-160429	—

CUSTOMER DRAWING DISEGNO PER CLIENTE SOLO PER RIFERIMENTO
SCALE SCALA 5:1 SHEET FOGLIO 1 OF DI 1 REV AG4