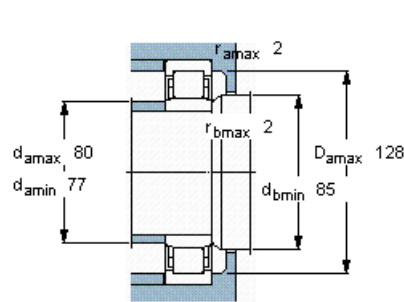
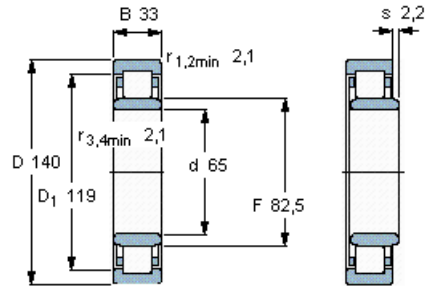


Cylindrical roller bearings, single row



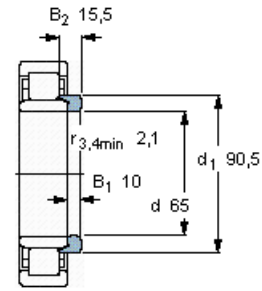
Principal dimensions			Basic load ratings		Fatigue load limit P_u	Speed ratings		Mass	Designation	Angle ring Designation
d	D	B	dynamic	static		Reference speed	Limiting speed			
mm			kN		kN	r/min		kg	-	-
65	140	33	212	196	25,5	5300	6000	2,25	NU 313 ECP *	HJ 313 EC

* - SKF Explorer bearing



Calculation factors

k_r 0,15
 e 0,2 Y 0,6



HJ 313 EC
 Mass kg 0,27