

FUNCTION MODULE FOR AS-I,
REVERSING START, SCREW CONNECTION,
MOUNTED ON CONTACTORS 3RT2 S00/ S0 COMM.
CAPABLE CONTACTOR REQUIRED



General technical data:		
product brand name		Sirius
product designation		set reversing starter AS-i screw terminal
Design of the product		reversing starter function
Size of the contactor / can be combined / company-specific		S00, S0
Protection class IP / on the front		IP20
Degree of pollution		3
Insulation voltage / with degree of pollution 3		
• rated value	V	690
Installation altitude / at a height over sea level / maximum	m	2,000
Ambient temperature		
• during storage	°C	-40 ... +80
• during operating	°C	-25 ... +60
• during transport	°C	-40 ... +80
EMC immunity to interference		
• according to IEC 60947-1		ambience A (industrial sector)
EMC emitted interference		
• according to IEC 60947-1		CISPR11, ambience A (industrial sector)
Conductor-bound parasitic coupling BURST		
• according to IEC 61000-4-4		2 kV network connection / 1 kV control connection

Conductor-bound parasitic coupling conductor-earth SURGE		1 kV
<ul style="list-style-type: none"> • according to IEC 61000-4-5 		
Conductor-bound parasitic coupling conductor-conductor SURGE		0.5 kV
<ul style="list-style-type: none"> • according to IEC 61000-4-5 		
Electrostatic discharge		8 kV
<ul style="list-style-type: none"> • according to IEC 61000-4-2 		
Field-bound parasitic coupling		10 V/m
<ul style="list-style-type: none"> • according to IEC 61000-4-3 		
Resistance against shock		11g / 15 ms
Resistance against vibration		10 ... 55 Hz / 0.35 mm
Item designation		K
<ul style="list-style-type: none"> • according to DIN 40719 extendable after IEC 204-2 / according to IEC 750 		
<ul style="list-style-type: none"> • according to DIN EN 61346-2 		K
Acceptability for application		No
<ul style="list-style-type: none"> • direct starter 		
<ul style="list-style-type: none"> • star-delta starter 		No
<ul style="list-style-type: none"> • reversing starter 		Yes

Communication:

Product function

- bus-communication
- control circuit interface with AS interface

Yes

Yes

Control circuit:

Design of the surge suppressor

suppressor diode

Type of voltage / of the controlled supply voltage

DC

Control supply voltage / 1 / for DC / rated value

V

24

Installation/mounting/dimensions:

mounting position

any

Type of mounting

can be plugged into contactor

Width

mm

45

Height

mm

37

Depth

mm

75

Connections:

Product function

- removable terminal for auxiliary and control circuit

Yes

Design of the electrical connection

• for auxiliary and control current circuit		screw-type terminals
Type of the connectable conductor cross-section		
• for auxiliary contacts		
• solid		0.5 ... 4 mm ² , 2x (0.5 ... 2.5 mm ²)
• finely stranded		
• with conductor end processing		1x (0.5 ... 2.5 mm ²), 2x (0.5 ... 1.5 mm ²)
• for AWG conductors / for auxiliary contacts		2x (20 ... 14)

Certificates/approvals:

Verification of suitability		CE / UL / CSA
------------------------------------	--	---------------

General Product Approval **Test Certificates**



[Special Test Certificate](#)

[Type Test Certificates/Test Report](#)

Shipping Approval



Shipping Approval **other**



[Declaration of Conformity](#)

[other](#)

Further information:

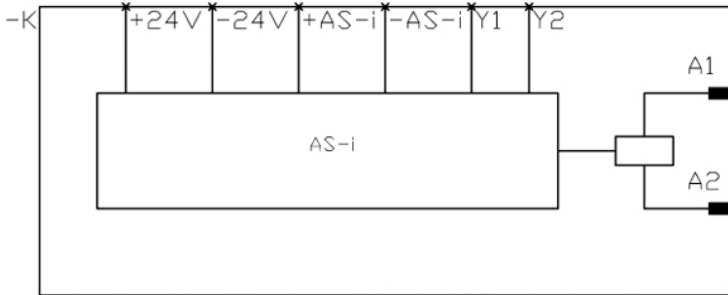
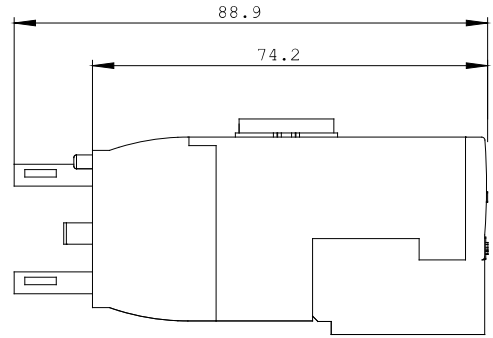
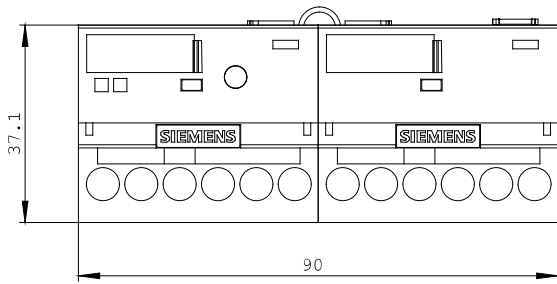
- Information- and Downloadcenter (Catalogs, Brochures,...)**
<http://www.siemens.com/industrial-controls/catalogs>

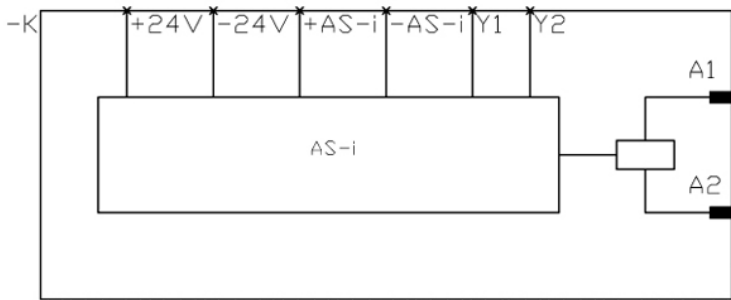
- Industry Mall (Online ordering system)**
<http://www.siemens.com/industrial-controls/mall>

- CAX-Online-Generator**
<http://www.siemens.com/cax>

- Service&Support (Manuals, Certificates, Characteristics, FAQs,...)**
<http://support.automation.siemens.com/WWW/view/en/3RA2712-1BA00/all>

- Image database (product images, 2D dimension drawings, 3D models, device circuit diagrams, ...)**
http://www.automation.siemens.com/bilddb/cax_en.aspx?mlfb=3RA2712-1BA00





last change:

Apr 13, 2012