


Cable junction boxes for "offshore applications" with box walls without cable entries




**KD 4120**

- with external fixing

IP  
66/67

PC

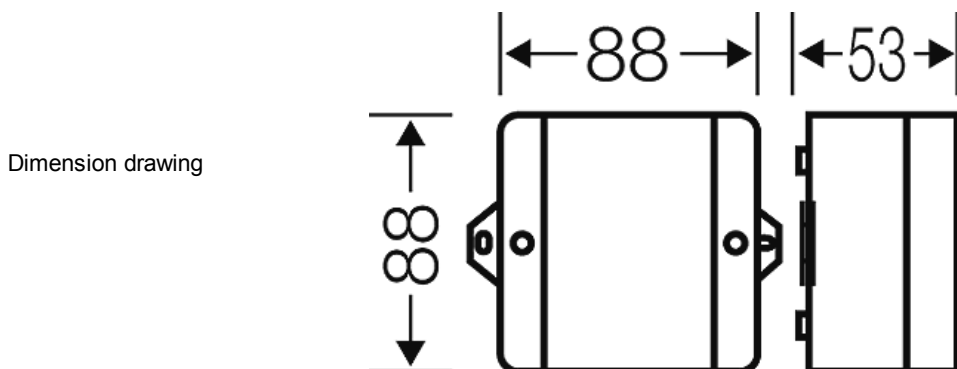


RAL  
9011


- Replacement type KF 0200 C
- without terminals
- "Offshore applications"
- acid-resistant lid screws made of stainless steel
- box walls without knockouts
- wall surface can be drilled individually for cable entry max. M 20
- burning behaviour 960° C; UL Subject 94: 5 V
- colour: black, RAL 9011

wall thickness of the bottom part	2,3 mm
Degree of protection:	IP 66 / IP 67 temporary submersion up to 1 meter, max. 15 minutes
Material:	impact-resistant PC 5 polycarbonate
mounting width	59 mm
mounting height	66 mm
max. installation depth	37 mm
width	88 mm
height:	88 mm
depth	53 mm
Weight	0,135 kg
in accordance with	IEC 60 670-22
in accordance with	Det Norske Veritas Certificate No. E-13277

**Drawings**



Cable junction boxes for "offshore applications" with box walls without cable entries



**KD 4120**

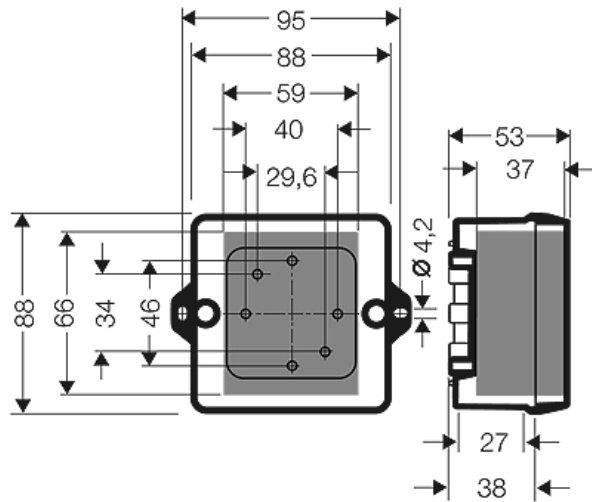
- with external fixing

IP  
66/67

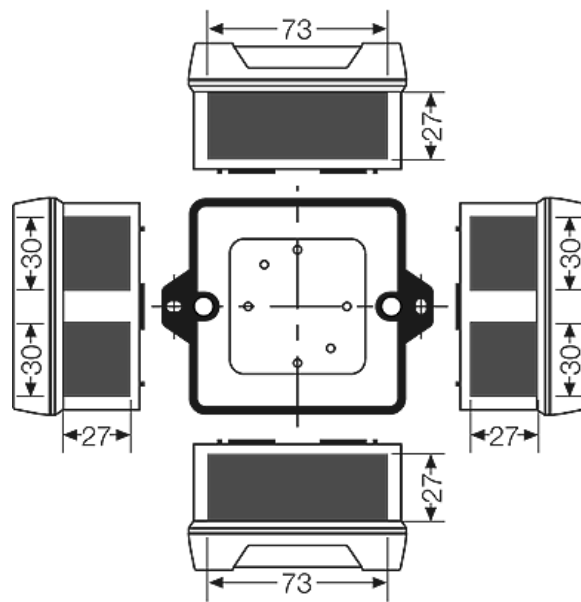
PC

RAL  
9011

Detail mass




Box walls



**Operating and ambient conditions**

Application area	Suitable for use in offshore areas, for indoor installation (normal environment and /or protected outdoor) and outdoor installation (harsh environment and /or outdoor) To reduce the formation and accumulation of condensed water see technical information.
Resistant to occasional cleaning procedures (direct jet)	Resistant to occasional cleaning procedures (direct jet) with high-pressure cleaner without additives, water pressure: max. 100 bar, water temperature: max. 80° C, distance => 0,15 m, in accordance with the requirements IP 69K, enclosure and cable glands at least IP 65
Ambient temperature	Average value over 24 hours + 55 °C Maximum value + 70 °C Minimum value - 25 °C
Fire protection in the event of internal faults	Demands placed on electrical devices from standards and laws

Cable junction boxes for "offshore applications" with box walls without cable entries




**KD 4120**

- with external fixing

IP  
66/67

PC



RAL  
9011

Minimum requirements - Glow wire test in accordance with IEC 60 695-2-11: - 650°C for boxes and cable glands - 850°C for parts of insulating material necessary to retain current carrying parts in position

Burning behaviour	Glow wire test IEC 60 695-2-11: 960 °C UL Subject 94: 5 V flame-retardant self-extinguishing
Degree of protection against mechanical load	IK08 (5 Joule)
Toxic behaviour	halogen-free silicone-free "halogen-free" in accordance with the examination of the cables and insulated wires - corrosiveness of fumes - as per IEC 60 754-2

Note: For material properties see technical data.