



### Main

Commercial Status	Commercialised
Range of product	Harmony XAC
Product or component type	Pendant control station
Control station name	XACA
Control station type	Double insulated
Enclosure material	Polypropylene
Electrical circuit type	Control circuit
Enclosure type	Complete ready for use
Control station application	Control of single speed hoist motor
Control station composition	6 pushbuttons
Control button type	First pushbutton 1 NC + 1 NO raise, slow
Contact block name	ZB2BE102 + ZB2BE101 for each direction
Mechanical interlocking	With mechanical interlocking between pairs

### Complementary

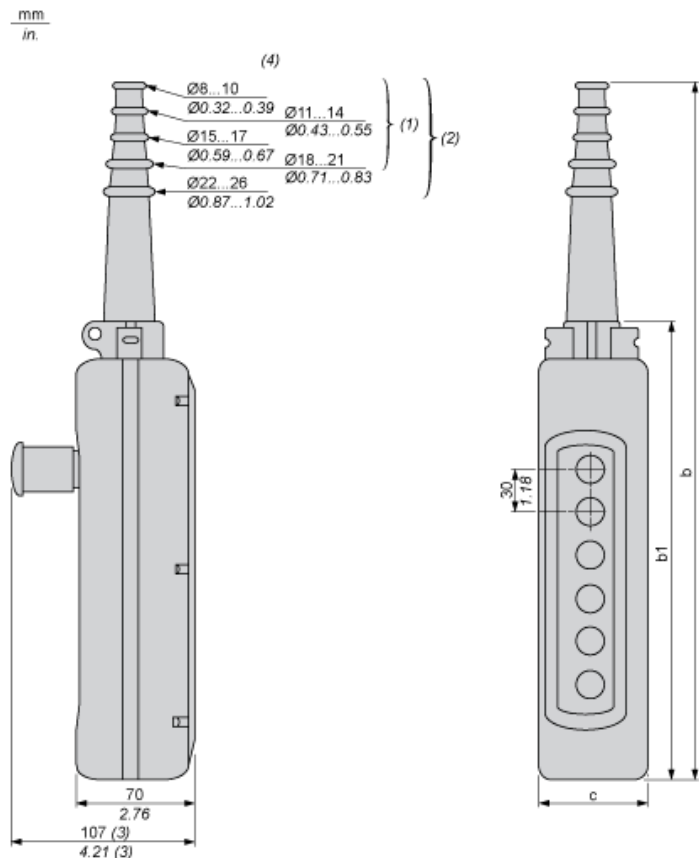
Control station colour	Yellow
Connections - terminals	Screw clamp terminals, connection capacity: 1 x 0.5...1 x 2.5 mm <sup>2</sup> without cable end
Mechanical durability	1000000 cycles
Cable entry	Rubber sleeve with stepped entry, cable outer diameter: 8...26 mm
Contact code designation	Q600 DC-13, U <sub>e</sub> = 600 V, I <sub>e</sub> = 0.1 A conforming to IEC 60947-5-1 appendix A
[I <sub>th</sub> e] conventional enclosed thermal current	10 A
[U <sub>i</sub> ] rated insulation voltage	500 V (degree of pollution: 3) conforming to IEC 60947-1
[U <sub>imp</sub> ] rated impulse withstand voltage	6 kV conforming to IEC 60947-1
Contacts operation	Slow-break
Resistance across terminals	<= 25 MOhm
Operating force	13 N for pushbutton
Short circuit protection	10 A fuse protection by cartridge fuse type gG
Rated operational power in W	40 W DC-13 for 1000000 cycles, operating rate = 60 cyc/mn at 120 V, load factor = 0.5 (inductive load) conforming to IEC 60947-5-1 appendix C
Terminals description ISO n°1	(11-12)NC
Terminal identifier	(13-14)NO
Product weight	0.95 kg

### Environment

Standards	CSA C22-2 No 14
Product certifications	CSA
Protective treatment	TH
Ambient air temperature for operation	-25...70 °C
Ambient air temperature for storage	-40...70 °C
Vibration resistance	15 gn (f = 10...500 Hz) conforming to IEC 60068-2-6
Shock resistance	100 gn conforming to IEC 60068-2-27
Class of protection against electric shock	Class II
IP degree of protection	IP65 conforming to IEC 60529
IK degree of protection	IK08 conforming to EN 50102

Dimensions

Below drawing shows a product with 6 cut-outs. Select the number of cut-outs according to the product characteristics in order to get b, b1 and c dimensions.



- (1) For 2 and 3-way XAC A stations.
- (2) For 4 to 8-way XAC A stations.
- (3) With trigger action Emergency stop head operator
- (4) Internal  $\varnothing$

Dimensions in mm

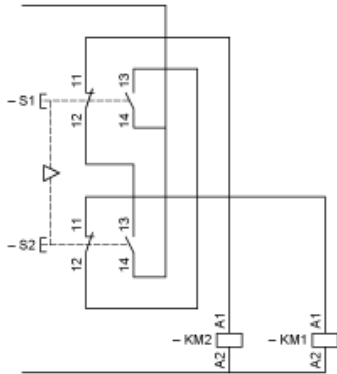
Number of cut-outs	2	3	4	5	6	8	12
b	314	314	440	440	500	560	680
b1	190	190	250	250	310	370	490
c	80	80	80	80	80	80	92

Dimensions in in.

Number of cut-outs	2	3	4	5	6	8	12
b	12.36	12.36	17.32	17.32	19.68	22.05	26.77
b1	7.48	7.48	9.84	9.84	12.20	14.57	19.29
c	3.15	3.15	3.15	3.15	3.15	3.15	3.62

## Control of Single-Speed Reversing Motor

With ZBE2BE101 + ZB2BE102 contacts blocks, to be ordered separately

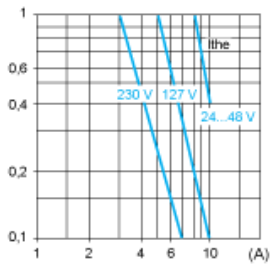


Rated Operational Power

AC Supply 50/60 Hz Inductive Circuit

Operating rate: 3600 operating cycles/hour. Load factor: 0.5.

Millions of operating cycles, AC-15 utilization category



I<sub>the</sub> Thermal current  
(A) Current

DC Supply

Operating rate: 3600 operating cycles/hour. Load factor: 0.5.

Power broken in W for 1 million operating cycles, DC-13 utilization category

Voltage	V	24	48	120
Inductive circuit	W	65	48	40