



Electronic Tachometer with Two Limits

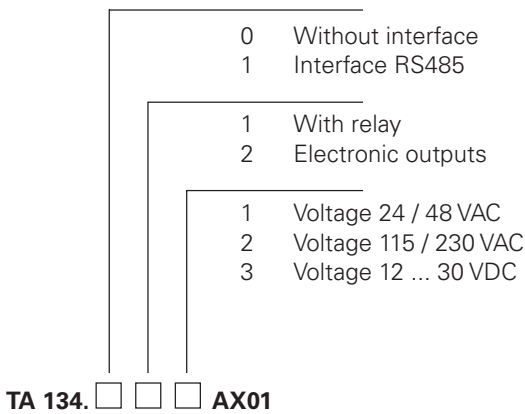
Characteristics of device

Technology	μP - device
Functions	Tachometer with two limits and scaling Batch counter with scaling factor to be programmed from 0.0001 bis 9999.99 Interface RS485

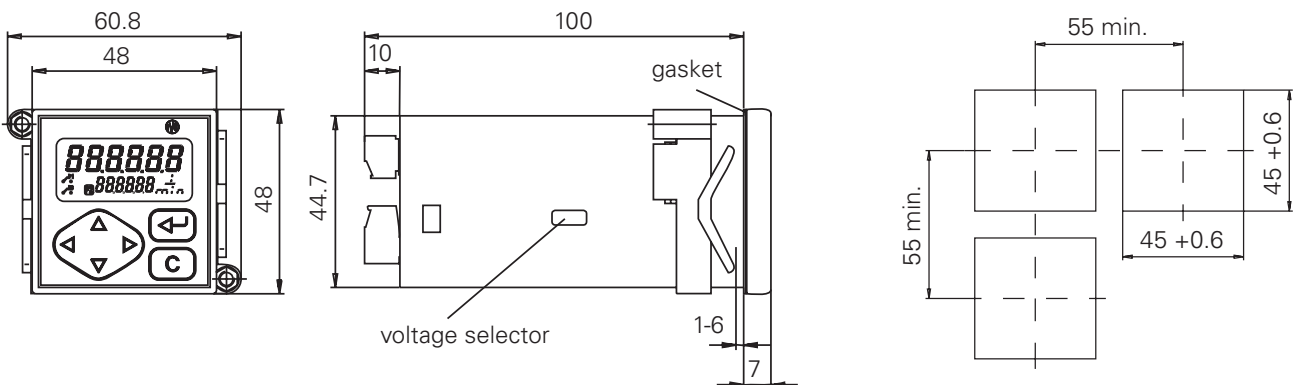
Mechanical data

Display	7-segment LCD-display with two rows of digits and background illumination 6-digit tachometer display, 7 mm high 6-digit display of limit values, 4 mm high Decimal point can be programmed Suppression of leading zero Measuring units can be programmed "1/h", "1/min", "1/s"
Operation, keypad	Front membrane with short-stroke keys
Front dimensions	DIN housing 48 x 48 mm
Mounting	Front-plate installation
Fastening	By means of clamping frame
Weight	Version AC: approx. 260 g Version DC: approx. 140 g
Type of connection	Plug-in screw terminals Grid 5.08 mm / 3.81 mm
Core cross-section	Max. 1.5 mm ²
Housing material	Polycarbonate black, UL 94V-0
Front membrane	Polyester

Order designation

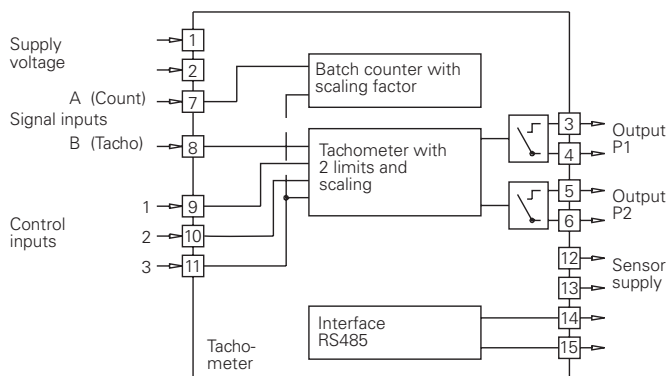


Dimensions and cutout size



TA 134

Block diagram



Electrical data

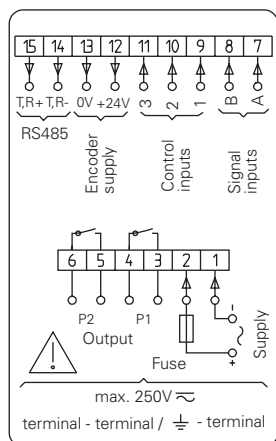
Supply voltage	Choice of two voltages (AC) via switch on device. Always set to higher voltage when supplied. 115 / 230 VAC \pm 10 % (50 / 60 Hz) 24 / 48 VAC \pm 10 % (50 / 60 Hz) 12 ... 30 VDC 5 % RW \pm 10 %
Power consumption	5 VA, 4 W
Sensor supply	10 ... 26 VDC / 60 mA
Signal inputs	Comparator inputs PNP, NPN or AC logic, NAMUR Voltage level 4 V ... 40 V Input resistance 3 kOhm
Tachometer rate	25 Hz, 40 kHz
Counting rate	3 Hz, 25 Hz, 10 kHz (batch counter)
Control inputs	3 control inputs to be programmed as Reset, Stop, Hold, Print, Keylock etc.
Relay signal outputs	2 floating relays to be programmed as normally closed or open Internal spark suppression Max. switching voltage 250 VAC / 110 VDC Max. switching current 1 A Max. switching capacity 150 VA / 30 W
Electronic outputs	Optocoupler Max. switching voltage 50 V Max. switching current 25 mA
Data back-up	> 10 years via EEPROM

Ambient conditions

Ambient temperature	0 ... + 50 °C
Storage temperature	- 20 ... + 70 °C
Relative humidity	Max. relative humidity 80 %, at 25 °C, non condensing
Protection	Front IP 65 to DIN 40050
Operational requirements	To contamination factor 2
Classification	According to EN 61 010 Category II
Interference immunity	EN 50 082 - 2 Severity grade 3
Emitted interference	EN 50 081 - 1
General rating	EN 61 010
Overvoltage protection	II

Pin assignment

with relay outputs



with electronic outputs

