

Surge protection plug - PT 4X1-48AC-ST - 2804856

Please be informed that the data shown in this PDF Document is generated from our Online Catalog. Please find the complete data in the user's documentation. Our General Terms of Use for Downloads are valid (<http://phoenixcontact.com/download>)



Protective plug PT with protective circuit for 4 conductors of signal circuits grounded on one side. Nominal voltage: 48 V AC


The figure shows the PT 4x1- 24 DC-ST version

Why buy this product

- ✓ Plugs can be checked with CHECKMASTER
- ✓ Installed in conjunction with the PT 4x1...-BE base element
- ✓ Maximum ease of maintenance thanks to the two-piece design
- ✓ Base element remains an integral part of the installation
- ✓ Consistent plug-in signal circuit protection
- ✓ Protection for four conductors with common reference potential
- ✓ Impedance-neutral disconnection of plug for test and maintenance purposes



Key commercial data

Packing unit	10 pc
GTIN	 4 046356 339865
Weight per Piece (excluding packing)	25.95 g
Custom tariff number	85363010
Country of origin	Germany

Technical data

Dimensions

Height	45 mm
Width	17.7 mm
Depth	52 mm
Horizontal pitch	1 Div.
Complete module height	90 mm

Surge protection plug - PT 4X1-48AC-ST - 2804856

Technical data

Dimensions

Complete module width	17.7 mm
Complete module depth	65.5 mm

Ambient conditions

Ambient temperature (operation)	-40 °C ... 85 °C
Degree of protection	IP20

General

Housing material	PA 6.6
Inflammability class according to UL 94	V0
Color	black
Standards for air and creepage distances	VDE 0110-1
	IEC 60664-1
Mounting type	On base element
Type	DIN rail module, two-section, divisible
Direction of action	Line-Line & Line-Signal Ground/Shield & optional Signal Ground/Shield-Earth Ground
Arrester can be tested with CHECKMASTER from software version:	From SW rev. 3.17

Protective circuit

IEC test classification	C1
	C2
	C3
	D1
VDE requirement class	C1
	C2
	C3
	D1
Nominal voltage U_N	48 V AC
Maximum continuous operating voltage U_C	77 V DC
	55 V AC
Maximum continuous voltage U_C (wire-ground)	77 V DC (BE: 4x1)
	55 V AC (BE: 4x1)
Nominal current I_N	300 mA (45°C)
Operating effective current I_C at U_C	$\leq 5 \mu A$
Residual current I_{PE}	$\leq 1 \mu A$ (BE: 4x1+F)
	$\leq 20 \mu A$ (BE: 4x1)
Nominal discharge current I_n (8/20) μs (Core-Earth)	10 kA
Total surge current (8/20) μs	20 kA
Max. discharge current I_{max} (8/20) μs maximum (Core-Earth)	10 kA
Nominal pulse current I_{an} (10/1000) μs (Core-Earth)	12 A
Impulse discharge current (10/350) μs , peak value I_{imp}	2.5 kA (per path)

Surge protection plug - PT 4X1-48AC-ST - 2804856

Technical data

Protective circuit

Output voltage limitation at 1 kV/μs (Core-Earth) static	≤ 110 V (BE: 4x1)
Residual voltage at I _n , (conductor-ground)	≤ 110 V (BE: 4x1)
Residual voltage at I _n , (conductor-GND)	≤ 110 V
Residual voltage with I _{an} (10/1000)μs (conductor-ground)	≤ 125 V (BE: 4x1)
Residual voltage with I _{an} (10/1000)μs (conductor-GND)	≤ 125 V
Voltage protection level U _p (core-ground)	≤ 150 V (C2 - 10 kV/5 kA - BE: 4x1)
Voltage protection level U _p (core-GND)	≤ 150 V (C2 - 10 kV/5 kA)
Response time t _A (Core-Earth)	≤ 1 ns
	≤ 1 ns (BE: 4x1)
Input attenuation a _E , asym.	0.5 dB (≤ 2.5 MHz / 50 Ω)
	0.2 dB (≤ 0.5 MHz / 150 Ω)
	0.1 dB (≤ 0.1 MHz / 600 Ω)
Cut-off frequency f _g (3 dB), asym. (PE) in 50 Ohm system	typ. 10 MHz
Cut-off frequency f _g (3 dB), asym. (PE) in 150 Ohm system	typ. 3.5 MHz
Cut-off frequency f _g (3 dB), asym. (PE) in 600 Ohm system	typ. 900 kHz
Capacity (Core-Earth)	typ. 400 pF (BE: 4x1)
Resistance in series	4.7 Ω 10 % (Path 1-2/5-6)
	4.7 Ω 10 % (Path 7-8, 11-12)
Surge protection fault message	None
Max. required back-up fuse	315 mA (e.g. T (IEC 127-2/III))
Impulse durability (conductor-ground)	C2 - 10 kV/5 kA
	D1 - 2,5 kA

Connection data

Connection method	Screw connection (in connection with the base element)
Connection type IN	PLUGTRAB plug-in system
Connection type OUT	PLUGTRAB plug-in system

Standards and Regulations

Standards/regulations	IEC 61643-21
	DIN EN 61643-21

Classifications

eCl@ss

eCl@ss 4.0	27140201
eCl@ss 4.1	27130801
eCl@ss 5.0	27130801
eCl@ss 5.1	27130801
eCl@ss 6.0	27130807
eCl@ss 7.0	27130807

Surge protection plug - PT 4X1-48AC-ST - 2804856

Classifications

eCl@ss

eCl@ss 8.0	27130807
------------	----------

ETIM

ETIM 2.0	EC000943
ETIM 3.0	EC000943
ETIM 4.0	EC000943
ETIM 5.0	EC000943

UNSPSC

UNSPSC 6.01	30212010
UNSPSC 7.0901	39121610
UNSPSC 11	39121610
UNSPSC 12.01	39121610
UNSPSC 13.2	39121620

Approvals

Approvals

Approvals

EAC

Ex Approvals

Approvals submitted

Approval details

EAC

Accessories

Accessories

Device marking

Surge protection plug - PT 4X1-48AC-ST - 2804856

Accessories

Zack marker strip - ZBN 18:UNBEDRUCKT - 2809128



Zack marker strip, Strip, white, unlabeled, can be labeled with: Plotter, Mounting type: Snap into tall marker groove, for terminal block width: 18 mm, Lettering field: 18 x 5 mm

Labeled terminal marker

Zack Marker strip, flat - ZBF 5,LGS:FORTL.ZAHLEN - 0808671



Zack Marker strip, flat, Strip, white, labeled, Printed horizontally: Consecutive numbers 1 - 10, 11 - 20, etc. up to 491 - 500, Mounting type: Snap into flat marker groove, for terminal block width: 5 mm, Lettering field: 5.15 x 5.15 mm

Zack Marker strip, flat - ZBF 5,LGS:GERADE ZAHLEN - 0810821



Zack Marker strip, flat, Strip, white, labeled, Printed horizontally: Consecutive numbers 2 - 20, 22 - 40, etc. up to 82 - 100, Mounting type: Snap into flat marker groove, for terminal block width: 5 mm, Lettering field: 5.15 x 5.15 mm

Zack Marker strip, flat - ZBF 5,LGS:UNGERADE ZAHLEN - 0810863



Zack Marker strip, flat, Strip, white, labeled, Printed horizontally: Odd numbers 1 - 19, 21 - 39, etc. up to 81 - 99, Mounting type: Snap into flat marker groove, for terminal block width: 5 mm, Lettering field: 5.15 x 5.15 mm

Zack Marker strip, flat - ZBF 5,QR:FORTL.ZAHLEN - 0808697



Zack Marker strip, flat, Strip, white, labeled, Printed vertically: Consecutive numbers 1 - 10, 11 - 20, etc. up to 91 - 100, Mounting type: Snap into flat marker groove, for terminal block width: 5 mm, Lettering field: 5.15 x 5.15 mm

Marker pen

Surge protection plug - PT 4X1-48AC-ST - 2804856

Accessories

Marker pen - X-PEN 0,35 - 0811228



Marker pen without ink cartridge, for manual labeling of markers, labeling extremely wipe-proof, line thickness 0.35 mm

Terminal marking

Zack Marker strip, flat - ZBF 5:UNBEDRUCKT - 0808642



Zack Marker strip, flat, Strip, white, unlabeled, can be labeled with: Plotter, Mounting type: Snap into flat marker groove, for terminal block width: 5 mm, Lettering field: 5.1 x 5.2 mm

Zack Marker strip, flat - ZBF 5/WH-100:UNBEDRUCKT - 0808668



Zack Marker strip, flat, Strip, white, unlabeled, can be labeled with: Plotter, Mounting type: Snap into flat marker groove, for terminal block width: 5 mm, Lettering field: 5.15 x 5.15 mm

Necessary add-on products

Surge protection base element - PT 4X1-BE - 2839363



Base element for protective plug PT with protective circuit for 4 conductors of signal circuits grounded on one side, with bridge between the connections 3-4 (GND) and 9-10, for mounting on NS 35/7.5 and NS 35/15, housing width: 17.5 mm

Surge protection base element - PT 4X1+F-BE - 2839376



Base element for protective plug PT with protective circuit for 4 signal wires, with gas-filled surge arrester between the connections 3-4 (GND) and 9-10, for mounting on NS 35/7.5 and NS 35/15, housing width: 17.5 mm

Additional products

Surge protection plug - PT 4X1-48AC-ST - 2804856

Accessories

Shield connection - SSA 3-6 - 2839295



shield fast connections for conductor diameter 3 - 6 mm. Potential connection cable: 200 mm, black

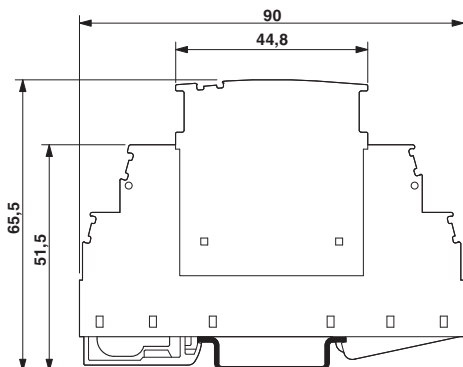
Shield connection - SSA 5-10 - 2839512



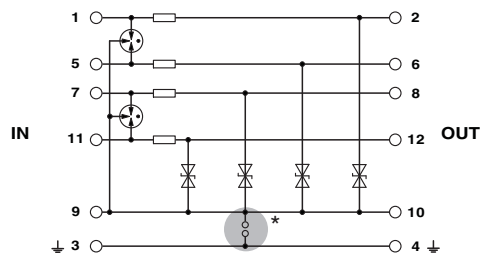
Shield fast connection for conductor diameters 5 - 10 mm. Potential connection cable: 200 mm, black

Drawings

Dimensioned drawing



Circuit diagram



The figure shows the complete module consisting of a base element and connector