

**Specification Status: Released**

**Maximum Electrical Ratings**




Operating Voltage / Interrupt Current

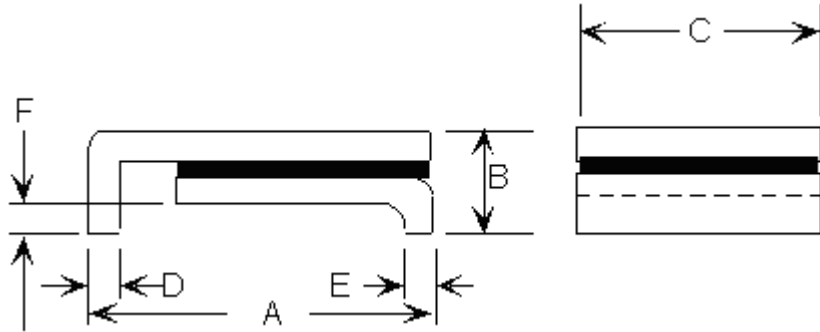
**15V<sub>DC</sub> / 40A**

**12V<sub>DC</sub> / 60A**

**5V<sub>DC</sub> / 125A**

Marking:

-  **A10F** – Part Identification
-  **Manufacturer's Mark**
-  **Lot Identification**



Notes:

1. All metal surfaces are tin plated.
2. Devices cannot be wave soldered.
3. Drawing not to scale.

**TABLE I. DIMENSIONS:**

	A		B		C		D		E		F	
	MIN	MAX	MIN	MAX	MIN	MAX	MIN	MAX	MIN	MAX	MIN	MAX
mm:	4.72	5.44	--	1.52	4.22	4.93	0.25	0.36	0.25	0.36	0.30	0.46
in*:	(0.186)	(0.214)	--	(0.060)	(0.166)	(0.194)	(0.010)	(0.014)	(0.010)	(0.014)	(0.012)	(0.018)

**TABLE II. PERFORMANCE RATINGS:**

CURRENT RATINGS**						TIME TO TRIP**	RESISTANCE VALUES	TRIPPED-STATE POWER DISSIPATION**	
AMPS AT 0°C		AMPS AT 20°C		AMPS AT 60°C		SECONDS AT 20°C, 8.0A MAX	OHMS AT 20°C	WATTS AT 20°C	
HOLD	TRIP	HOLD	TRIP	HOLD	TRIP		MIN	MAX*	
1.20	2.40	1.10	2.20	0.72	1.45	0.5	0.100	0.400	1.4

\* Maximum resistance is measured 1 hour after reflow

\*\* Values specified were determined using PCB's with 0.070"x1.5 ounce copper traces

Agency Recognition:  
Reference Documents:  
Precedence:  
Effectivity:  
CAUTION:

UL, CSA and TÜV  
PS300  
This specification takes precedence over documents referenced herein.  
Reference documents shall be the issue in effect on the date of invitation for bid.  
Operation beyond the rated voltage or current may result in rupture, electrical arcing or flame.

**Materials Information**

**ROHS Compliant**



**ELV Compliant**



**Pb-Free**



**Halogen Free\***



\* Halogen Free refers to: Br≤900ppm, Cl≤900ppm, Br+Cl≤1500ppm