

FGH40N60SMD

600 V, 40 A 场截止 IGBT



特性

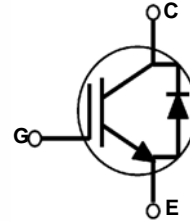
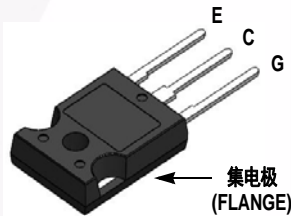
- 最大结温: $T_J = 175^\circ\text{C}$
- 正温度系数, 易于并联运行
- 高电流能力
- 低饱和电压: $V_{CE(sat)} = 1.9\text{ V}$ (典型值) @ $I_C = 40\text{ A}$
- 高输入阻抗
- 快速开关 $E_{OFF} = 6.5\ \mu\text{J/A}$
- 紧密的参数分布
- 符合 RoHS 标准

概述

飞兆半导体的场截止第二代 IGBT 新系列采用新型场截止 IGBT 技术, 为光伏逆变器、UPS、焊机、通讯、ESS 和 PFC 等低导通和开关损耗至关重要的应用提供最佳性能。

应用

- 太阳能逆变器、UPS、电焊机、PFC、电信、ESS



绝对最大额定值

符号	说明	额定值	单位
V_{CES}	集电极 - 发射极之间电压	600	V
V_{GES}	栅极 - 发射极间电压	± 20	V
	瞬态栅极至发射极电压	± 30	V
I_C	集电极电流 @ $T_C = 25^\circ\text{C}$	80	A
	集电极电流 @ $T_C = 100^\circ\text{C}$	40	A
$I_{CM(1)}$	集电极脉冲电流 @ $T_C = 25^\circ\text{C}$	120	A
I_F	二极管正向电流 @ $T_C = 25^\circ\text{C}$	40	A
	二极管正向电流 @ $T_C = 100^\circ\text{C}$	20	A
$I_{FM(1)}$	二极管最大正向脉冲电流	120	A
P_D	最大功耗 @ $T_C = 25^\circ\text{C}$	349	W
	最大功耗 @ $T_C = 100^\circ\text{C}$	174	W
T_J	工作结温	-55 至 +175	$^\circ\text{C}$
T_{stg}	存储温度范围	-55 至 +175	$^\circ\text{C}$
T_L	用于焊接的最大引脚温度, 距离外壳 1/8", 持续 5 秒	300	$^\circ\text{C}$

注意:

1: 重复率额定值: 脉宽受最大结温限制

热性能

符号	参数	典型值	最大值	单位
$R_{\theta JC}(IGBT)$	结点 - 壳体的热阻		0.43	$^{\circ}\text{C}/\text{W}$
$R_{\theta JC}(\text{Diode})$	结点 - 壳体的热阻		1.5	$^{\circ}\text{C}/\text{W}$
$R_{\theta JA}$	结至环境热阻		40	$^{\circ}\text{C}/\text{W}$

封装标识与订购信息

器件编号	顶标	封装	包装方法	卷尺寸	带宽	数量
FGH40N60SMD	FGH40N60SMD	TO-247	塑料管	不适用	不适用	30

IGBT 电气特性 $T_C = 25^{\circ}\text{C}$ 除非另有说明

符号	参数	测试条件	最小值	典型值	最大值	单位
关断特性						
BV_{CES}	集电极 - 发射极击穿电压	$V_{GE} = 0\text{ V}, I_C = 250\ \mu\text{A}$	600			V
ΔBV_{CES} ΔT_J	击穿温度系数电压	$V_{GE} = 0\text{ V}, I_C = 250\ \mu\text{A}$		0.6		$\text{V}/^{\circ}\text{C}$
I_{CES}	集电极切断电流	$V_{CE} = V_{CES}, V_{GE} = 0\text{ V}$			250	μA
I_{GES}	G-E 漏电流	$V_{GE} = V_{GES}, V_{CE} = 0\text{ V}$			± 400	nA
导通特性						
$V_{GE(th)}$	G-E 阈值电压	$I_C = 250\ \mu\text{A}, V_{CE} = V_{GE}$	3.5	4.5	6.0	V
$V_{CE(sat)}$	集电极 - 发射极间饱和电压	$I_C = 40\text{ A}, V_{GE} = 15\text{ V}$		1.9	2.5	V
		$I_C = 40\text{ A}, V_{GE} = 15\text{ V},$ $T_C = 175^{\circ}\text{C}$		2.1		V
动态特性						
C_{ies}	输入电容	$V_{CE} = 30\text{ V}, V_{GE} = 0\text{ V},$ $f = 1\text{ MHz}$		1880		pF
C_{oes}	输出电容			180		pF
C_{res}	反向传输电容			50		pF
开关特性						
$t_{d(on)}$	导通延迟时间	$V_{CC} = 400\text{ V}, I_C = 40\text{ A},$ $R_G = 6\ \Omega, V_{GE} = 15\text{ V},$ 感性负载, $T_C = 25^{\circ}\text{C}$		12	16	ns
t_r	上升时间			20	28	ns
$t_{d(off)}$	关断延迟时间			92	120	ns
t_f	下降时间			13	17	ns
E_{on}	导通开关损耗			0.87	1.30	mJ
E_{off}	关断开关损耗			0.26	0.34	mJ
E_{ts}	总开关损耗			1.13	1.64	mJ
$t_{d(on)}$	导通延迟时间	$V_{CC} = 400\text{ V}, I_C = 40\text{ A},$ $R_G = 6\ \Omega, V_{GE} = 15\text{ V},$ 感性负载, $T_C = 175^{\circ}\text{C}$		15		ns
t_r	上升时间			22		ns
$t_{d(off)}$	关断延迟时间			116		ns
t_f	下降时间			16		ns
E_{on}	导通开关损耗			0.97		mJ
E_{off}	关断开关损耗			0.60		mJ
E_{ts}	总开关损耗			1.57		mJ

IGBT 电气特性 (续)

符号	参数	测试条件	最小值	典型值	最大值	单位
Q_g	总栅极电荷	$V_{CE} = 400\text{ V}$, $I_C = 40\text{ A}$, $V_{GE} = 15\text{ V}$		119	180	nC
Q_{ge}	栅极-发射极间电荷			13	20	nC
Q_{gc}	栅极-发射极间电荷			58	90	nC

二极管电气特性 $T_C = 25^\circ\text{C}$ 除非另有说明

符号	参数	测试条件	最小值	典型值	最大值	单位	
V_{FM}	二极管正向电压	$I_F = 20\text{ A}$	$T_C = 25^\circ\text{C}$		2.3	2.8	V
			$T_C = 175^\circ\text{C}$		1.67		
E_{rec}	反向恢复电能	$I_F = 20\text{ A}$, $di_F/dt = 200\text{ A/ms}$	$T_C = 175^\circ\text{C}$		48.9		μJ
t_{rr}	二极管反向恢复时间		$T_C = 25^\circ\text{C}$		36		ns
			$T_C = 175^\circ\text{C}$		110		
Q_{rr}	二极管反向恢复电荷		$T_C = 25^\circ\text{C}$		46.8		nC
		$T_C = 175^\circ\text{C}$		445			

典型性能特征

图 1. 典型输出特性

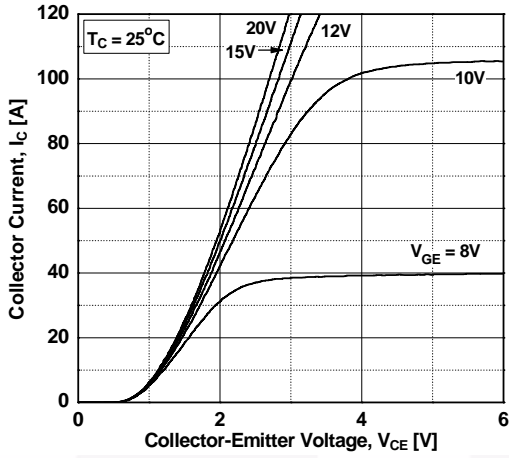


图 2. 典型输出特性

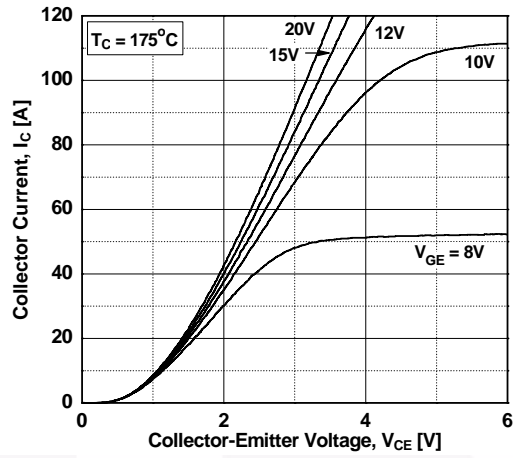


图 3. 饱和电压与 VGE 的关系特性

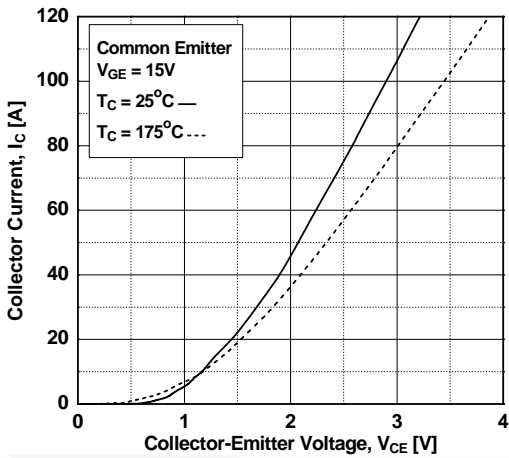


图 4. 饱和电压与 VGE 的关系
不同电流强度下的温度

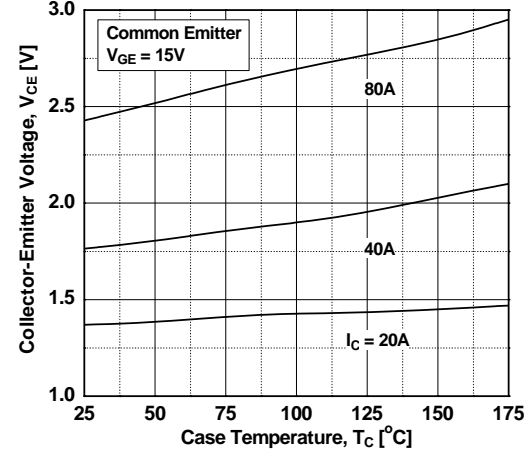


图 5. 饱和电压与 VGE

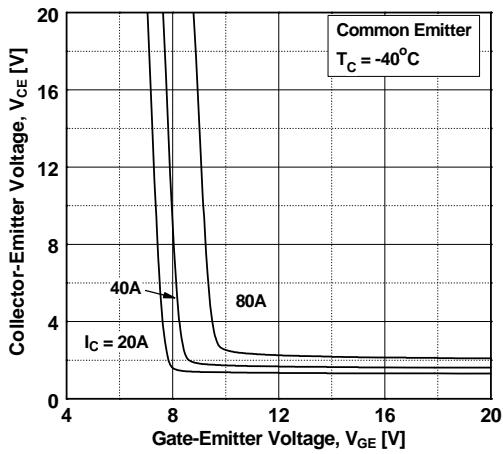
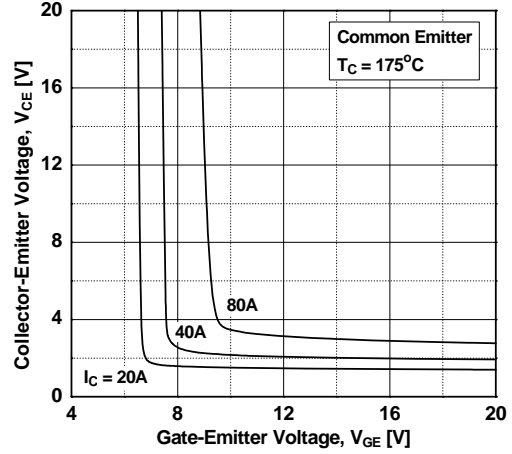


图 6. 饱和电压与 VGE



典型性能特征

图 7. 电容特性

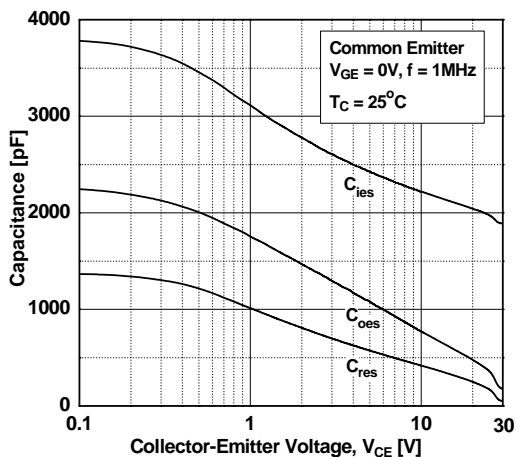


图 8. 栅极电荷特性

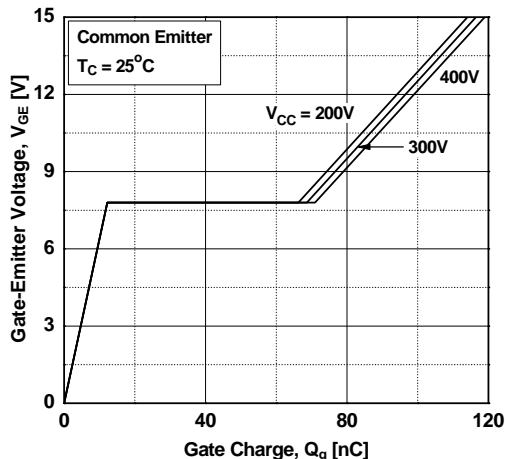


图 9. 开启特性与栅极电阻

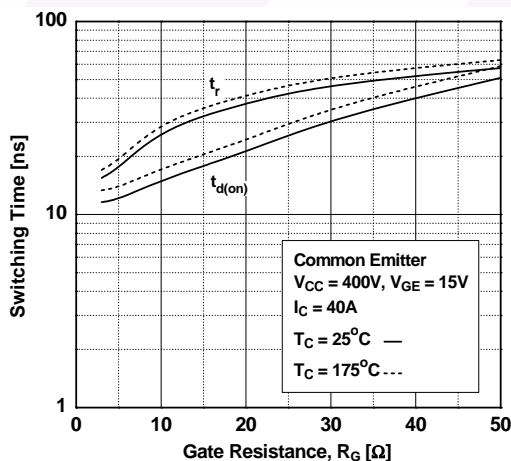


图 10. 关断特性与栅极电阻

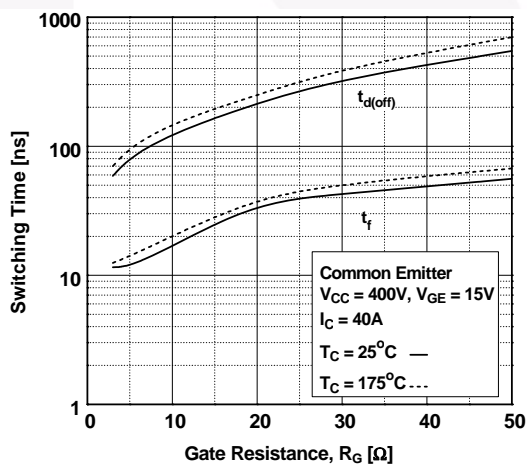


图 11. SOA 特性栅极电阻的关系

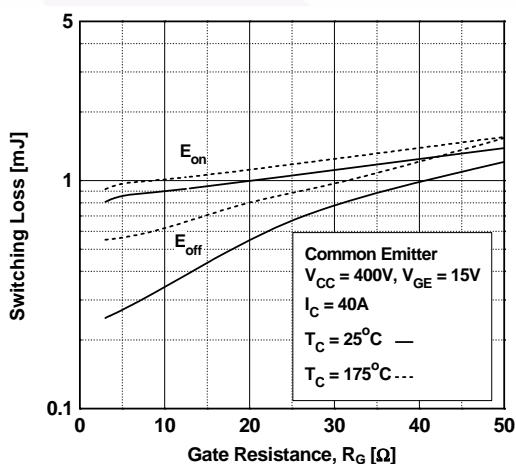
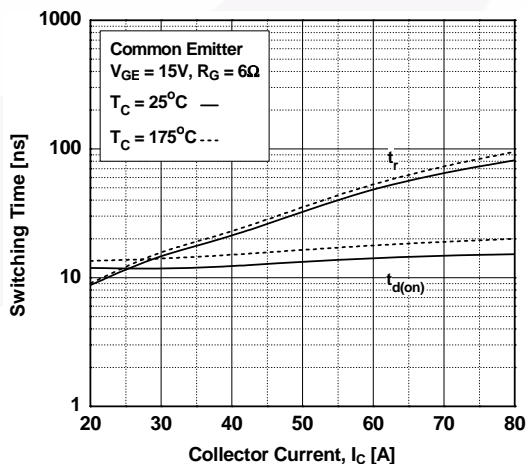


图 12. 开启特性与集电极电流



典型性能特征

图 13. 关断特性与集电极电流的关系

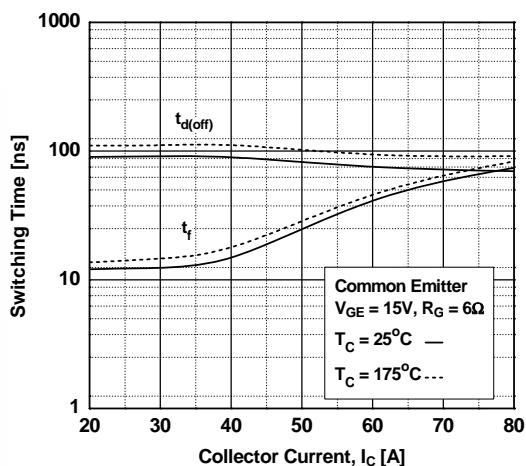


图 14. 开关损耗与集电极电流

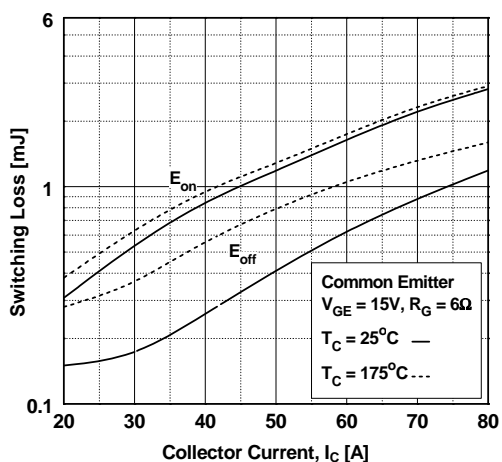


图 15. 负载电流与频率

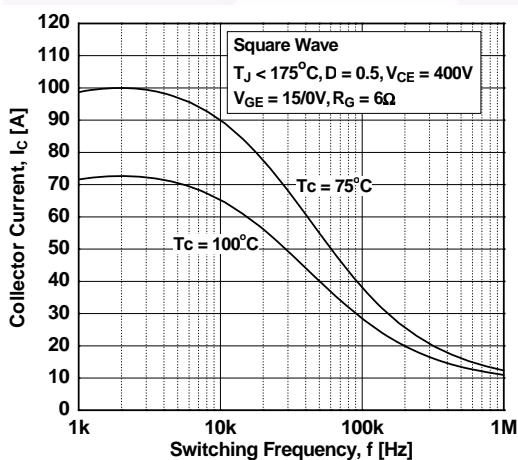


图 16. SOA 特性

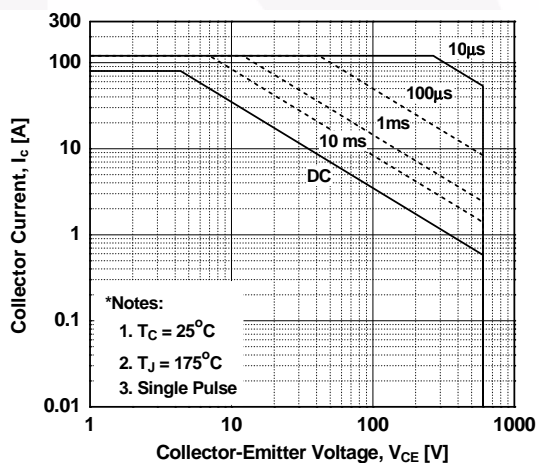


图 17. 正向特性

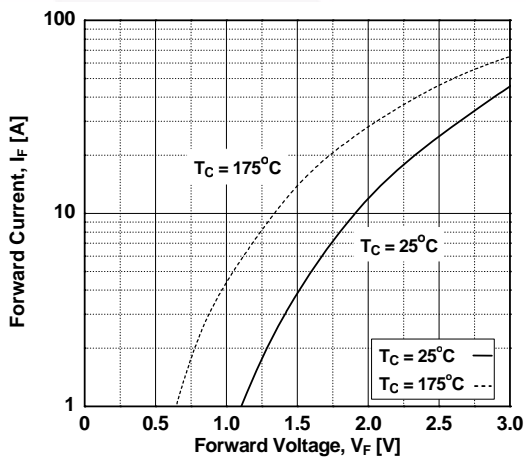
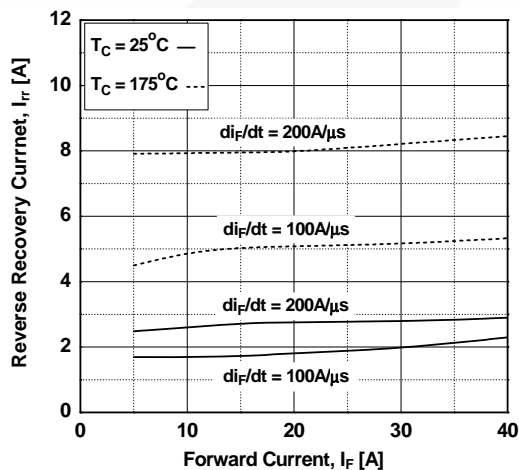


图 18. 反向恢复电流



典型性能特征

图 19. 反向恢复时间

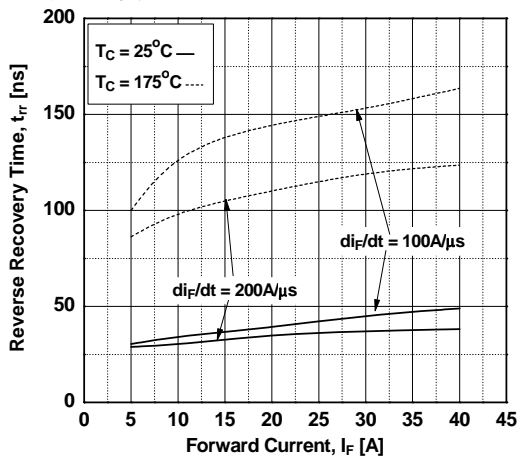


图 20. 存储电荷

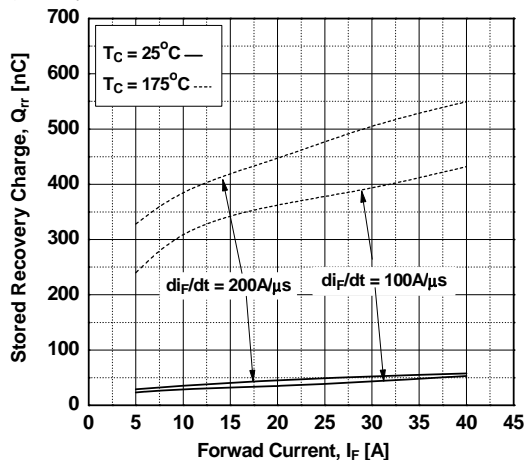


图 21. IGBT 瞬态热阻抗

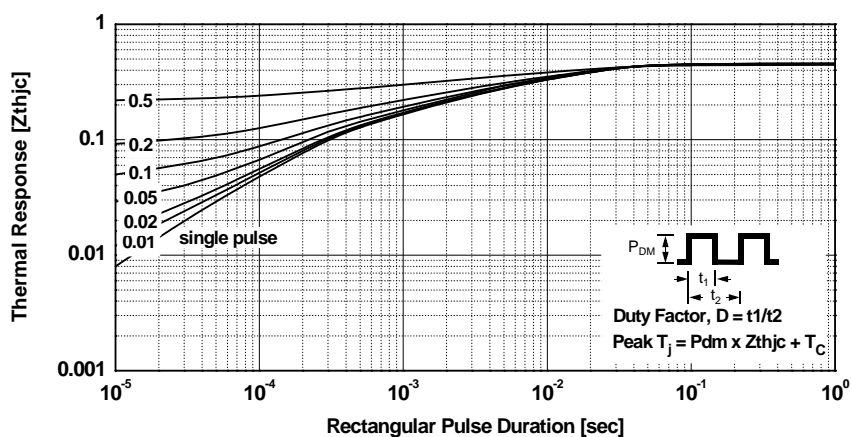
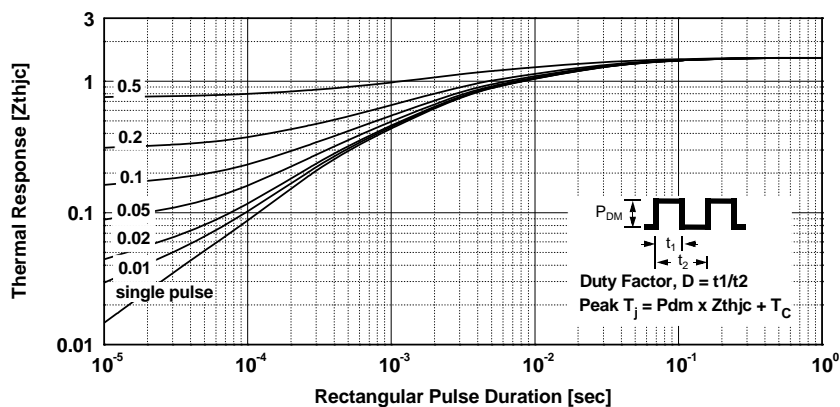
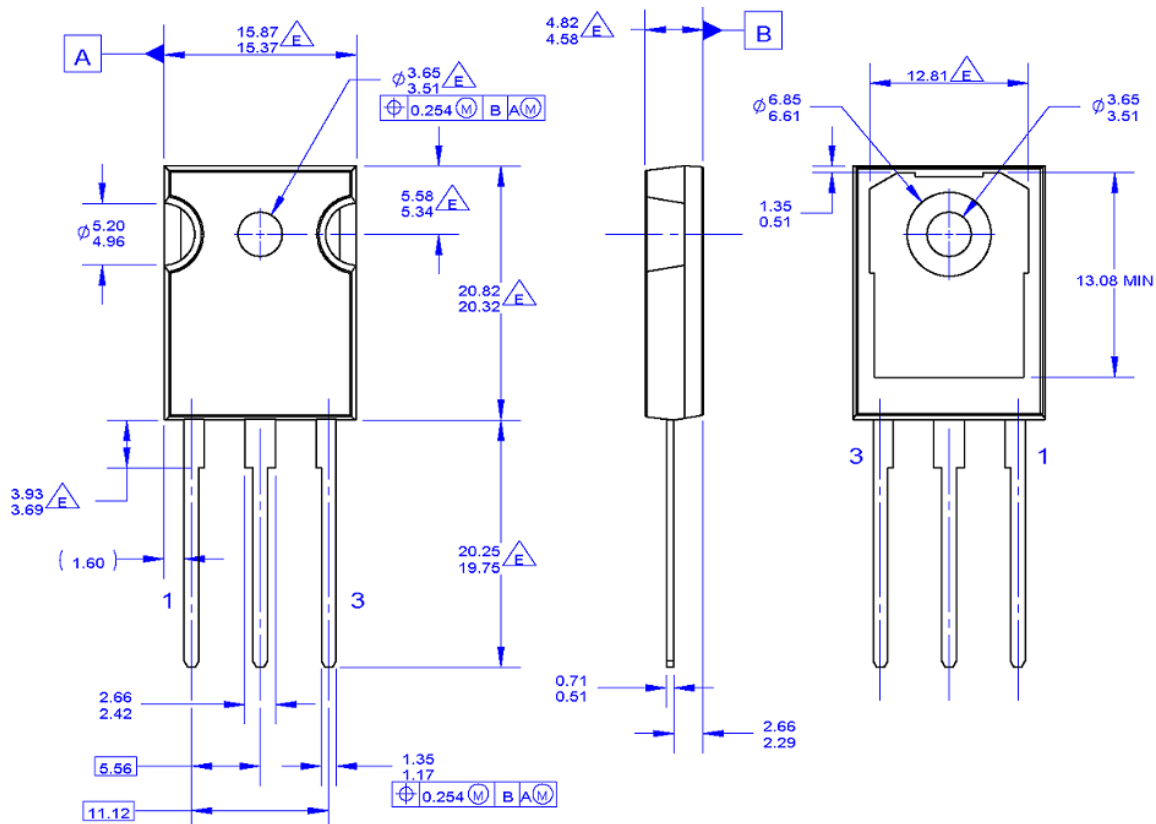


图 22. 时间 IGBT 的瞬态热阻抗



机械尺寸



NOTES: UNLESS OTHERWISE SPECIFIED.

- A. PACKAGE REFERENCE: JEDEC TO-247, ISSUE E, VARIATION AB, DATED JUNE, 2004.
- B. DIMENSIONS ARE EXCLUSIVE OF BURRS, MOLD FLASH, AND TIE BAR EXTRUSIONS.
- C. ALL DIMENSIONS ARE IN MILLIMETERS.
- D. DRAWING CONFORMS TO ASME Y14.5 - 1994

- DOES NOT COMPLY JEDEC STANDARD VALUE
- F. DRAWING FILENAME: MKT-TO247G03_REV01

图 23. TO-247 3L - TO-247，模塑封装，3 引脚，JEDEC AB 长引脚

封装图纸是作为一项服务而提供给考虑选用飞兆半导体产品的客户。具体参数可能会有变化，且不会做出相应通知。请注意图纸上的版本和 / 或日期，并联系飞兆半导体代表核实或获得最新版本。封装规格并不超出飞兆公司全球范围内的条款与条件，尤其指保修，保修涵盖飞兆半导体的全部产品。

随时访问飞兆半导体在线封装网页，可以获取最新的封装图纸：

http://www.fairchildsemi.com/package/packageDetails.html?id=PN_TO247-0A3



TRADEMARKS

The following includes registered and unregistered trademarks and service marks, owned by Fairchild Semiconductor and/or its global subsidiaries, and is not intended to be an exhaustive list of all such trademarks.

- | | | | |
|--------------------------|-------------------------------------------------|---------------------------------------|------------------|
| AccuPower™ | F-PFET™ | PowerTrench® | Sync-Lock™ |
| AX-CAP®* | FRFET® | PowerXS™ | SYSTEM GENERAL®* |
| BitSiC™ | Global Power Resource™ | Programmable Active Droop™ | TinyBoost® |
| Build it Now™ | GreenBridge™ | QFET® | TinyBuck® |
| CorePLUS™ | Green FPS™ | QS™ | TinyCalc™ |
| CorePOWER™ | Green FPS™ e-Series™ | Quiet Series™ | TinyLogic® |
| CROSSVOLT™ | Gmax™ | RapidConfigure™ | TINYOPTO™ |
| CTL™ | GTO™ | Saving our world, 1mW/W/kW at a time™ | TinyPower™ |
| Current Transfer Logic™ | IntelliMAX™ | SignalWise™ | TinyPWM™ |
| DEUXPEED® | ISOPLANAR™ | SmartMax™ | TinyWire™ |
| Dual Cool™ | Marking Small Speakers Sound Louder and Better™ | SMART START™ | TranSiC™ |
| EcoSPARK® | MegaBuck™ | Solutions for Your Success™ | TriFault Detect™ |
| EfficientMax™ | MICROCOUPLER™ | SPM® | TRUECURRENT®* |
| ESBC™ | MicroFET™ | STEALTH™ | μSerDes™ |
| Fairchild® | MicroPak™ | SuperFET® | UHC® |
| Fairchild Semiconductor® | MicroPak2™ | SuperSOT™-3 | Ultra FRFET™ |
| FACT Quiet Series™ | MillerDrive™ | SuperSOT™-6 | UniFET™ |
| FACT® | MotionMax™ | SuperSOT™-8 | VCX™ |
| FAST® | mWSave® | SupreMOS® | VisualMax™ |
| FastvCore™ | OptoHit™ | SyncFET™ | VoltagePlus™ |
| FETBench™ | OPTOLOGIC® | | XS™ |
| FPS™ | OPTOPLANAR® | | |

*Trademarks of System General Corporation, used under license by Fairchild Semiconductor.

DISCLAIMER

FAIRCHILD SEMICONDUCTOR RESERVES THE RIGHT TO MAKE CHANGES WITHOUT FURTHER NOTICE TO ANY PRODUCTS HEREIN TO IMPROVE RELIABILITY, FUNCTION, OR DESIGN. FAIRCHILD DOES NOT ASSUME ANY LIABILITY ARISING OUT OF THE APPLICATION OR USE OF ANY PRODUCT OR CIRCUIT DESCRIBED HEREIN; NEITHER DOES IT CONVEY ANY LICENSE UNDER ITS PATENT RIGHTS, NOR THE RIGHTS OF OTHERS. THESE SPECIFICATIONS DO NOT EXPAND THE TERMS OF FAIRCHILD'S WORLDWIDE TERMS AND CONDITIONS, SPECIFICALLY THE WARRANTY THEREIN, WHICH COVERS THESE PRODUCTS.

LIFE SUPPORT POLICY

FAIRCHILD'S PRODUCTS ARE NOT AUTHORIZED FOR USE AS CRITICAL COMPONENTS IN LIFE SUPPORT DEVICES OR SYSTEMS WITHOUT THE EXPRESS WRITTEN APPROVAL OF FAIRCHILD SEMICONDUCTOR CORPORATION.

As used here in:

- Life support devices or systems are devices or systems which, (a) are intended for surgical implant into the body or (b) support or sustain life, and (c) whose failure to perform when properly used in accordance with instructions for use provided in the labeling, can be reasonably expected to result in a significant injury of the user.
- A critical component in any component of a life support, device, or system whose failure to perform can be reasonably expected to cause the failure of the life support device or system, or to affect its safety or effectiveness.

ANTI-COUNTERFEITING POLICY

Fairchild Semiconductor Corporation's Anti-Counterfeiting Policy. Fairchild's Anti-Counterfeiting Policy is also stated on our external website, www.Fairchildsemi.com, under Sales Support. Counterfeiting of semiconductor parts is a growing problem in the industry. All manufactures of semiconductor products are experiencing counterfeiting of their parts. Customers who inadvertently purchase counterfeit parts experience many problems such as loss of brand reputation, substandard performance, failed application, and increased cost of production and manufacturing delays. Fairchild is taking strong measures to protect ourselves and our customers from the proliferation of counterfeit parts. Fairchild strongly encourages customers to purchase Fairchild parts either directly from Fairchild or from Authorized Fairchild Distributors who are listed by country on our web page cited above. Products customers buy either from Fairchild directly or from Authorized Fairchild Distributors are genuine parts, have full traceability, meet Fairchild's quality standards for handling and storage and provide access to Fairchild's full range of up-to-date technical and product information. Fairchild and our Authorized Distributors will stand behind all warranties and will appropriately address and warranty issues that may arise. Fairchild will not provide any warranty coverage or other assistance for parts bought from Unauthorized Sources. Fairchild is committed to combat this global problem and encourage our customers to do their part in stopping this practice by buying direct or from authorized distributors.

PRODUCT STATUS DEFINITIONS

Definition of Terms

Datasheet Identification	Product Status	Definition
Advance Information	Formative / In Design	Datasheet contains the design specifications for product development. Specifications may change in any manner without notice.
Preliminary	First Production	Datasheet contains preliminary data; supplementary data will be published at a later date. Fairchild Semiconductor reserves the right to make changes at any time without notice to improve design.
No Identification Needed	Full Production	Datasheet contains final specifications. Fairchild Semiconductor reserves the right to make changes at any time without notice to improve the design.
Obsolete	Not In Production	Datasheet contains specifications on a product that is discontinued by Fairchild Semiconductor. The datasheet is for reference information only.

Rev. 166