

## PCB terminal block - PT 1,5/13-PH-3,5-A - 1984578

Please be informed that the data shown in this PDF Document is generated from our Online Catalog. Please find the complete data in the user's documentation. Our General Terms of Use for Downloads are valid (<http://phoenixcontact.com/download>)


Plug component, Nominal current: 6 A, Rated voltage (III/2): 200 V, Number of positions: 13, Pitch: 3.5 mm, Connection method: Screw connection, Color: green, Contact surface: Tin



The figure shows a 10-position version of the product



### Key commercial data

Packing unit	50 pc
Minimum order quantity	50 pc
GTIN	 4 046356 036252
Weight per Piece (excluding packing)	8.5 g
Custom tariff number	85366990
Country of origin	Germany
Note	Made to Order (non-returnable)

### Technical data

#### Dimensions

Length	12.9 mm
Height	11 mm
Pitch	3.5 mm
Dimension a	42 mm

#### General

Range of articles	PT 1,5/..-PH-A
Insulating material group	I
Rated surge voltage (III/3)	2.5 kV
Rated surge voltage (III/2)	2.5 kV
Rated surge voltage (II/2)	2.5 kV
Rated voltage (III/3)	160 V
Rated voltage (III/2)	200 V
Rated voltage (II/2)	400 V

# PCB terminal block - PT 1,5/13-PH-3,5-A - 1984578

## Technical data

### General

Connection in acc. with standard	EN-VDE
Nominal current I <sub>N</sub>	6 A
Nominal cross section	1.5 mm <sup>2</sup>
Maximum load current	6 A
Insulating material	PA
Inflammability class according to UL 94	V0
Stripping length	5 mm
Number of positions	13
Screw thread	M2
Tightening torque, min	0.25 Nm
Tightening torque max	0.25 Nm

### Connection data

Conductor cross section solid min.	0.2 mm <sup>2</sup>
Conductor cross section solid max.	1.5 mm <sup>2</sup>
Conductor cross section stranded min.	0.2 mm <sup>2</sup>
Conductor cross section stranded max.	1.5 mm <sup>2</sup>
Conductor cross section AWG/kcmil min.	26
Conductor cross section AWG/kcmil max	16
2 conductors with same cross section, solid min.	0.2 mm <sup>2</sup>
2 conductors with same cross section, solid max.	0.34 mm <sup>2</sup>
2 conductors with same cross section, stranded min.	0.2 mm <sup>2</sup>
2 conductors with same cross section, stranded max.	0.5 mm <sup>2</sup>
Minimum AWG according to UL/CUL	26
Maximum AWG according to UL/CUL	16

## Classifications

### eCl@ss

eCl@ss 4.0	272607xx
eCl@ss 4.1	27141109
eCl@ss 5.0	27141190
eCl@ss 5.1	27141190
eCl@ss 6.0	27261101
eCl@ss 7.0	27440401
eCl@ss 8.0	27440309

### ETIM

ETIM 3.0	EC001121
ETIM 4.0	EC002638
ETIM 5.0	EC002638

# PCB terminal block - PT 1,5/13-PH-3,5-A - 1984578

## Classifications

### UNSPSC

UNSPSC 6.01	30211801
UNSPSC 7.0901	39121432
UNSPSC 11	34131203
UNSPSC 12.01	39121432
UNSPSC 13.2	39121432

## Approvals

### Approvals


#### Approvals


UL Recognized / cUL Recognized / cULus Recognized


#### Ex Approvals

#### Approvals submitted

### Approval details

UL Recognized 		
	B	D
mm <sup>2</sup> /AWG/kcmil	26-16	26-16
Nominal current IN	10 A	10 A
Nominal voltage UN	300 V	300 V

cUL Recognized 		
	B	D
mm <sup>2</sup> /AWG/kcmil	26-16	26-16
Nominal current IN	10 A	10 A
Nominal voltage UN	300 V	300 V

cULus Recognized 		
--	--	--

## PCB terminal block - PT 1,5/13-PH-3,5-A - 1984578

### Accessories

#### Accessories

#### Screwdriver tools

Screwdriver - SZS 0,4X2,5 VDE - 1205037



Screwdriver, slot-headed, VDE insulated, size: 0.4 x 2.5 x 80 mm, 2-component grip, with non-slip grip