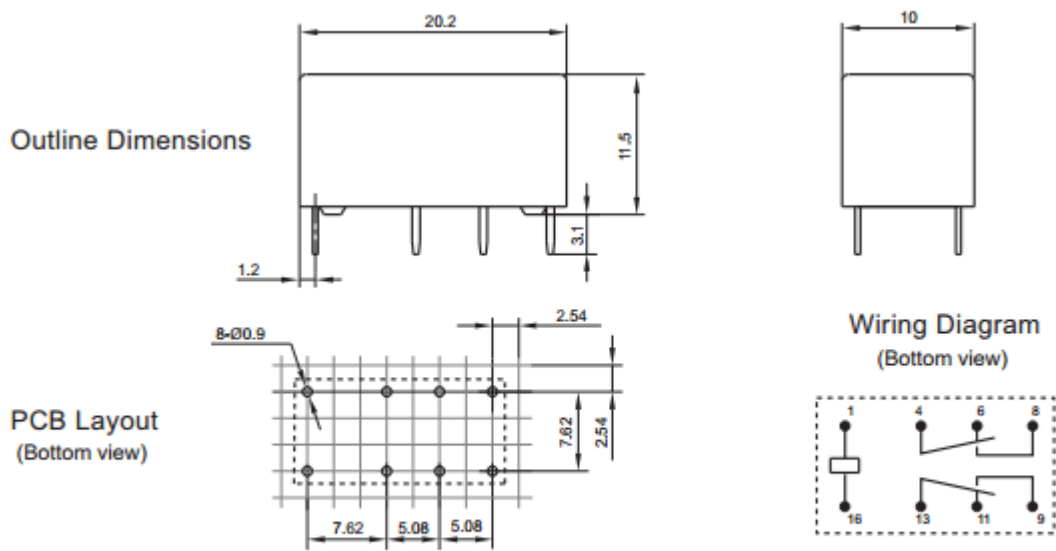


# Datasheet

## DPDT PCB Mount Non-Latching Relay, 12V dc

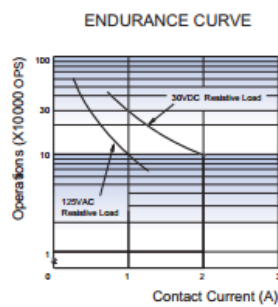

RS Stock number [476-612](#)

Dimensions: (mm)



Remark: 1) In case of no tolerance shown in outline dimension: outline dimension  $\leq 1$ mm, tolerance should be  $\pm 0.2$ mm; outline dimension  $> 1$ mm and  $\leq 5$ mm, tolerance should be  $\pm 0.3$ mm; outline dimension  $> 5$ mm, tolerance should be  $\pm 0.4$ mm.  
 2) The tolerance without indicating for PCB layout is always  $\pm 0.1$ mm.  
 3) The width of the gridding is 2.54mm.

## Characteristic Curve





## Contact Data

Contact arrangement	2C
Contact resistance	50mΩ (at 0.1A 6VDC)
Contact material	AgNi + Au plated
Contact rating (Res. load)	1A 125VAC, 2A 30VDC
Max. switching voltage	240VAC / 120VDC
Max. switching current	2A
Max. switching power	125VA / 60W
Min. applicable load	10mV 10μA
Mechanical endurance	1x10 <sup>6</sup> ops
Electrical endurance	1x10 <sup>5</sup> ops (at 2A 30VDC) 3x10 <sup>5</sup> ops (at 1A 30VDC)

## Features

2 form C configuration  
High switching capacity: 125VA/60W  
Matching 15 pin IC socket  
Bifurcated contacts  
Epoxy sealed for automatic –wave  
soldering cleaning  
Environmentally friendly product (RoHS  
compliant  
Outline dimensions (20.2 x 10.0 x 11.5)  
mm

## Coil

Coil power	Standard: 280 to 580mW
	Sensitive: 200mW
	High Sensitive: 150mW
Temperature rise	65K max.

## Characteristics

Insulation resistance	1000MΩ (at 500VDC)	
Dielectric strength	Between coil & contacts	1500VAC 1min
	Between open contacts	M, S type: 1000VAC 1min H type: 750VAC 1min
Operate time (at nomi. volt.)	6ms max.	
Release time (at nomi. volt.)	4ms max.	
Ambient temperature	-40°C to 85°C	
Humidity	40% to 85% RH	
Vibration resistance	10Hz to 55Hz 1.5mm DA	
Shock resistance	Functional	196m/s <sup>2</sup>
	Destructive	980m/s <sup>2</sup>
Termination	PCB (DIP)	
Unit weight	Approx. 5g	
Construction	Wash tight	

Notes: The data shown above are initial values.