

Basic terminal block - URELG 3-PMTK - 2820709

Please be informed that the data shown in this PDF Document is generated from our Online Catalog. Please find the complete data in the user's documentation. Our General Terms of Use for Downloads are valid (<http://download.phoenixcontact.com>)



Basic termination blocks with test connection on both sides and knife disconnection for NS 32 and NS 35/7.5 DIN rail, with end cover, for ST-REL..., ST-OV... and ST-OE... plugs, 3-pos.

The illustration shows versions with a different no. of positions



Key commercial data

Packing unit	10 pc
Minimum order quantity	10 pc
GTIN	 4 017918 076832
Weight per Piece (excluding packing)	62.94 g
Custom tariff number	85369010
Country of origin	Poland

Technical data

Dimensions

Width	20.8 mm
Height	86.5 mm
Depth	109.5 mm

General

Number of positions	3
Nominal voltage U_N	400 V (voltage is determined by the coupling connector.)
Nominal current I_N	16 A (current is determined by the coupling connector.)
Color	gray
Insulating material	PA

Connection data

Conductor cross section solid min.	0.2 mm ²
Conductor cross section solid max.	4 mm ²
Conductor cross section stranded min.	0.2 mm ²

Basic terminal block - URELG 3-PMTK - 2820709

Technical data

Connection data

Conductor cross section stranded max.	4 mm ²
Conductor cross section AWG/kcmil min.	24
Conductor cross section AWG/kcmil max	12
Connection method	Screw connection
Stripping length	7 mm
Screw thread	M3

Classifications

eCl@ss

eCl@ss 4.0	27141127
eCl@ss 4.1	27141127
eCl@ss 5.0	27371603
eCl@ss 5.1	27371603
eCl@ss 6.0	27371603
eCl@ss 7.0	27371603
eCl@ss 8.0	27371603

ETIM

ETIM 2.0	EC001456
ETIM 3.0	EC001456
ETIM 4.0	EC001456
ETIM 5.0	EC001456

UNSPSC

UNSPSC 6.01	30211811
UNSPSC 7.0901	39121410
UNSPSC 11	39121410
UNSPSC 12.01	39121410
UNSPSC 13.2	39121410

Approvals

Approvals

Approvals

CSA / UL Recognized / cUL Recognized / GOST / DNV / cULus Recognized

Ex Approvals

Basic terminal block - URELG 3-PMTK - 2820709

Approvals

Approvals submitted

Approval details

CSA	
mm ² /AWG/kcmil	28-12
Nominal current IN	11 A
Nominal voltage UN	300 V

UL Recognized	
mm ² /AWG/kcmil	30-12
Nominal current IN	10 A
Nominal voltage UN	300 V

cUL Recognized	
mm ² /AWG/kcmil	30-12
Nominal current IN	10 A
Nominal voltage UN	300 V

GOST	
------	--

DNV	
-----	--

cULus Recognized	
------------------	--

Accessories

Accessories

Bridge

Basic terminal block - URELG 3-PMTK - 2820709

Accessories

Fixed bridge - FB-150 METER - 0201595



Cross connection rail, for fixed bridging of identical inputs and outputs, made of Cu, nickel-plated, 1 m long

Connection pin - VS - 3004207




Connection pin, Length: 1000 mm, Color: gray

Wire bridge - DB 50- 90 BU - 2821180



Wire bridge, Color: blue

Wire bridge - DB 50- 90 BK - 2820916



Wire bridge, Color: black

Wire bridge - DB 50- 90 GY - 2820929



Wire bridge, Color: gray

Basic terminal block - URELG 3-PMTK - 2820709

Accessories

Basic terminal block - KB RELG 7 - 2961095



Fixed bridge, for cross connections, with screw, 7-pos.

Basic terminal block - KB RELG 4 - 2961082



Fixed bridge, for cross connections, with screw, 4-pos.

Basic terminal block - KB RELG 3 - 2961079



Fixed bridge, for cross connections, with screw, 3-pos.

Basic terminal block - KB RELG 2 - 2961066



Fixed bridge, for cross connections, with screw, 2-pos.

End block

End clamp - E/UK - 1201442



End clamp, for assembly on NS 32 or NS 35/7.5 DIN rail

Mounting material

Basic terminal block - URELG 3-PMTK - 2820709

Accessories

Screw - ZSR - 2303608



Screw

Test plug terminal block

Reducing plug - RPS - 0201647

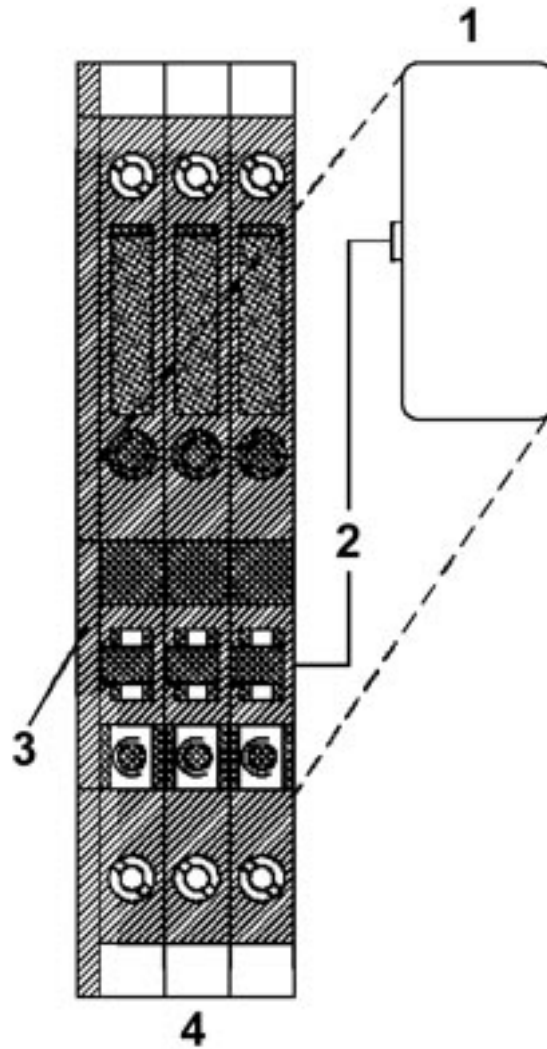


Reducing plug, Color: gray

Drawings

Basic terminal block - URELG 3-PMTK - 2820709

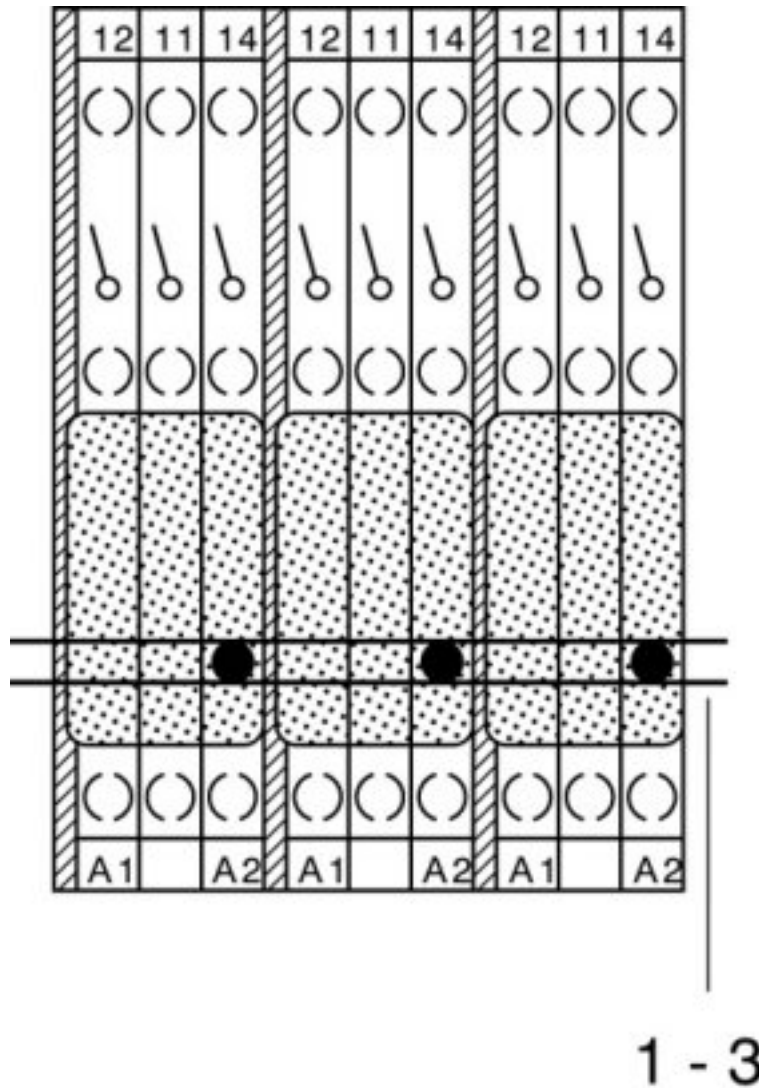
Schematic diagram



- 1 = Coupling connector
- 2 = Coding
- 3 = Cover
- 4 = Basic termination block

Basic terminal block - URELG 3-PMTK - 2820709

Schematic diagram



1-3 = fixed bridge, cross connection rail, spacer

Basic terminal block - URELG 3-PMTK - 2820709

