




Schedule



KITEMARK LICENCE No. KM 13930 to BS EN 60950 & BS 7002

COUTANT LAMBDA LIMITED
ILFRACOMBE
DEVON
UK

MODEL	REPORT NUMBER
Vega 450 / 650 series power supplies	249/4241422

Unit Configuration Code:

- a) V4, V6, Vega 450 or Vega 650
 where V4 = Vega 450 range
 V6 = Vega 650 range

- b) followed by: F, R, Q or P
 where F = Standard fan, forward airflow
 R = Standard fan, reverse air
 Q = Quiet fan, forward airflow
 P = Quiet fan, reverse air

- c) optionally followed by: F or S
 where F = Fast-on or quick connect input terminals
 S = Screw input terminals

- e) followed by: S, M, L, R, or T
 where S = Standard Leakage (Class B Filter)
 M = Medium Leakage
 L = Low Leakage
 R = Reduced Leakage
 T = Tiny Leakage

Signed for and on behalf of BSI

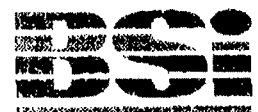
Date 27 July 2001 Issue 14

This Schedule supersedes all previous schedules

Page 68 of 76


Issued by British Standards Institution, 389 Chiswick High Road, London, W4 4AL

This Schedule is an integral part of the Kitemark Licence and should only be read in conjunction with the Licence which is the property of the British Standards Institution, incorporated by Royal Charter.





Schedule



KITEMARK LICENCE No. KM 13930 to BS EN 60950 & BS 7002

COUTANT LAMBDA LIMITED
ILFRACOMBE
DEVON
UK

Vega 450 / 650 series power supplies continued

f) optionally followed by: E or F

where E = AC fail with PSU & fan enable and 5V aux supply
F = AC fail with PSU & fan inhibit and 5V aux supply

Modules:

B@, C@, D@, E@, H@/@ or L@

where the letter represents a module and @ is a number between 1 and 5, which represents the number of turns on the transformer secondary. By reference to the following table, this in turn defines the permitted voltage range of the module. Blanking plates may be fitted in place of modules. @ may optionally be followed by the letter L or H, where L and H indicate the low or high output voltage variants of the module.

or Z#

where # is a number between 1 and 99. This code represents any two of the above modules that have had their outputs paralleled together. The number # is a module reference number and does not represent the number of turns.

or BB@, CC@, DD@, EE@, HH@/@ or LL@

where @ is a number between 1 and 5, which represents the number of turns on the transformer secondary. For HH@/@ the code represents one H module that has had its two outputs connected in series. For all other variants this code represents two identical modules, selected from those listed above, that have had their outputs connected in series. If the total voltage of a seriesed pair is set to greater than 57V then all of the PSU outputs must be treated as hazardous.

Signed for and on behalf of BSI

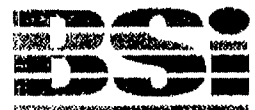
Date 27 July 2001 Issue 14

This Schedule supersedes all previous schedules

Page 69 of 76

Issued by British Standards Institution, 389 Chiswick High Road, London, W4 4AL

This Schedule is an integral part of the Kitemark Licence and should only be read in conjunction with the Licence which is the property of the British Standards Institution, incorporated by Royal Charter.





BRITISH STANDARDS INSTITUTION

Schedule



KITEMARK LICENCE No. KM 13930 to BS EN 60950 & BS 7002

COUTANT LAMBDA LIMITED
ILFRACOMBE
DEVON
UK

Vega 450 / 650 series power supplies continued

Module options

N, P or R

Where

- N = Inhibit, module good and remote sense
- P = Parallel with current share
- R = Remote sense (twin output modules only)

ELECTRICAL & THERMAL RATINGS:

Output modules:

Module	Output Voltage	Rated Current	Power	Occupied Slots	Secondary Turns	
B1L	1.8 - 3.8V	20A	76W	1	1	
B1H	3.9 - 5.5V	20A	110W	1	1	
B2	5 - 9V	25A	225W	1	2	
B3	9.1 - 16.2V	12A	195W	1	3	
B4	16.3 - 21.5V	10A	215W	1	4	
B5	21.6 - 31V	6A	186W	1	5	
C1	1.8 - 4.1V	35A	144W	1	1	
C3	9.1 - 16.2V	18A	292W	1	3	
C5	21.6 - 31V	10A	310W	1	5	50
D1L	1.8 - 3.8	50A	190W	1.5	1	30
D1H	3.9 - 5.5	50A	275W	1.5	1	50
D2	3.8 - 9V	45A	405W	1.5	2	90

Signed for and on behalf of BSI

Date 27 July 2001 Issue 14

This Schedule supersedes all previous schedules

Page 70 of 76


Issued by British Standards Institution, 389 Chiswick High Road, London, W4 4AL

This Schedule is an integral part of the Kitemark Licence and should only be read in conjunction with the Licence which is the property of the British Standards Institution, incorporated by Royal Charter.





Schedule

**KITEMARK LICENCE No. KM 13930 to BS EN 60950 & BS 7002**

COUTANT LAMBDA LIMITED
ILFRACOMBE
DEVON
UK

Vega 450 / 650 series power supplies continued**Output modules continued**

D3	8 - 16.5V	24A	396W	1.5	3	
D4	14 - 21.5V	18A	387W	1.5	4	
D5	21 - 28V	15A	420W	1.5	5	
E1	1.8 - 3.8V	60A	228W	2	1	
E2	3.8 - 8V	60A	480W	2	2	
E3L	8 - 13.9V	40A	556W	2	3	
E3H	14 - 15V	36A	540W	2	3	
E4	14 - 19.9V	30A	597W	2	4	
E5L	20 - 24V	27A	648W	2	5	
E5H	24 - 28V	25A	650W	2	5	
H1L/1L	1.8-3.8/1.8-3.8V	10A/8A	38W/31W	1	1/1	
H1L/1H	1.8-3.8/3.9-5.5V	10A/8A	38W/44W	1	1/1	
H1H/1L	3.9-5.5 /1.8-3.8V	10A/8A	55W/31W	1	1/1	
H1H/1H	3.9-5.5 /3.9-5.5V	10A/8A	55W/44W	1	1/1	
H1L/2	1.8-3.8/5-9V	10A/6A	38W/54W	1	1/2	
H1H/2	3.9-5.5/5-9V	10A/6A	55W/54W	1	1/2	
H1L/3	1.8-3.8/9.1-16.2V	10A/6A	38W/98W	1	1/3	
H1H/3	3.9-5.5/9.1-16.2V	10A/5A	55W/81W	1	1/3	
H1L/4	1.8-3.8/16.3-25V	10A/4A	38W/100W	1	1/4	
H1H/4	3.9-5.5/16.3-25V	10A/4A	55W/100W	1	1/4	
H2/1L	5.6-9/1.8-3.8V	10A/8A	90W/31W	1	2/1	
H2/1H	5.6-9/3.9-5.5V	10A/8A	90W/44W	1	2/1	
H2/2	5.6-9/5.6-9V	10A/6A	90W/54W	1	2/2	
H2/3	5.6-9/9.1-16.2V	10A/5A	90W/81W	1	2/3	20/13
H2/4	5.6-9/16.3-25V	10A/4A	90W/100W	1	2/4	20/13
H3/1L	9.1-16.2/1.8-3.8V	10A/8A	162W/31W	1	3/1	30/8
H3/1H	9.1-16.2/3.9-5.5V	10A/8A	162W/44W	1	3/1	30/8
H3/2	9.1-16.2/5.6-9V	10A/6A	162W/54W	1	3/2	30/12

Signed for and on behalf of BSI

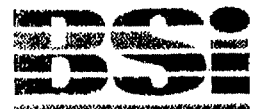
Date 27 July 2001 Issue 14

This Schedule supersedes all previous schedules

Page 71 of 76

Issued by British Standards Institution, 389 Chiswick High Road, London, W4 4AL


This Schedule is an integral part of the Kitemark Licence and should only be read in conjunction with the Licence which is the property of the British Standards Institution, incorporated by Royal Charter.





BRITISH STANDARDS INSTITUTION

Schedule



KITEMARK LICENCE No. KM 13930 to BS EN 60950 & BS 7002

COUTANT LAMBDA LIMITED
ILFRACOMBE
DEVON
UK

Vega 450 / 650 series power supplies continued

Output modules continued

H3/3	9.1-16.2/9.1-16.2V	10A/5A	162W/81W	1	3/3	
H3/4	9.1-16.2/16.3-25V	10A/4A	162W/100W	1	3/4	
H5/1L	16.2-31/1.8-3.8V	5A/8A	155W/31W	1	5/1	
H5/1H	16.2-31/3.9-5.5V	5A/8A	155W/44W	1	5/1	
H5/2	16.2-31/5.6-9V	5A/6A	155W/54W	1	5/2	
H5/3	16.2-31/9.1-16.2V	5A/5A	155W/81W	1	5/3	
H5/4	16.2-31/16.3-25V	5A/4A	155W/100W	1	5/4	
L1	4.2 - 5.5V	35A	193W	1	1	

Additional module limitations:

E2 module fitted in slots 4/5 is limited to 55A.

For PSUs with three D modules fitted:

D1L & D1H in slots 2/3 is limited to 42A and in slots 4/5 is limited to 47A

D2 in slots 2/3 is limited to 40A

The above limitations apply to the individual modules from which a series or paralleled pair is made.

Signed for and on behalf of BSI

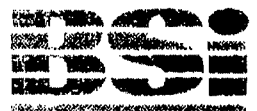
Date 27 July 2001 Issue 14

This Schedule supersedes all previous schedules

Page 72 of 76

Issued by British Standards Institution, 389 Chiswick High Road, London, W4 4AL

This Schedule is an integral part of the Kitemark Licence and should only be read in conjunction with the Licence which is the property of the British Standards Institution, incorporated by Royal Charter.





BRITISH STANDARDS INSTITUTION

Schedule



KITEMARK LICENCE No. KM 13930 to BS EN 60950 & BS 7002

COUTANT LAMBDA LIMITED
ILFRACOMBE
DEVON
UK

Vega 450 / 650 series power supplies continued

Ratings Specific to Vega 450 Range:

Input voltage: 100-240 V ac nom., 90-264V ac max., 47-63 Hz, 8.5 A rms max.

Permitted orientations: Horizontal with chassis lowest, on either side or vertical with the airflow upwards.

Cooling Option	Max Ambient	Dual Width Modules Fitted	Max Power	Max AT (total)	Max AT in regions (note 1)	Module Current Rating
F	50	No	450	180	n/a	100%
		Yes	450	180	180	100%
R	45	No	450	180	n/a	100%
		Yes	450	180	158	90%
	50	No	440	176	n/a	100%
		Yes	420	180	158	90%
Q	50	No	450	180	n/a	100%
		Yes	450	180	140	100%
P	40	No	440	176	n/a	100%
		Yes	450	180	152	85%
	45	No	400	160	n/a	100%
		Yes	420	180	152	85%
	50	No	350	140	n/a	100%
		Yes	370	180	143	85%

Signed for and on behalf of BSI

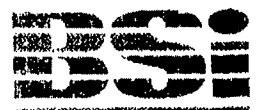
Date 27 July 2001 Issue 14

This Schedule supersedes all previous schedules

Page 73 of 76

Issued by British Standards Institution, 389 Chiswick High Road, London, W4 4AL


This Schedule is an integral part of the Kitemark Licence and should only be read in conjunction with the Licence which is the property of the British Standards Institution, incorporated by Royal Charter.





BRITISH STANDARDS INSTITUTION

Schedule



KITEMARK LICENCE No. KM 13930 to BS EN 60950 & BS 7002

COUTANT LAMBDA LIMITED
ILFRACOMBE
DEVON
UK

Vega 450 / 650 series power supplies continued

Note 1

PSUs with dual width modules have two regions. The Ampere Turns limitation given above applies to both of the regions. The regions are as follows:

For PSUs with one dual width module:

Region A: modules fitted in slots 1, 2, 3 and 4

Region B: modules fitted in slots 2, 3, 4 and 5

For PSUs with two dual width modules:

Region A: modules fitted in slots 1, 2 and 3

Region B: modules fitted in slots 2, 3, 4 and 5

n/a = not applicable

Ampere Turns (AT) is the sum of (output amps x secondary turns)

Customer airflow (no fan) is not permitted

Signed for and on behalf of BSI

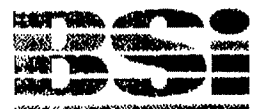
Date 27 July 2001 Issue 14

This Schedule supersedes all previous schedules

Page 74 of 76

Issued by British Standards Institution, 389 Chiswick High Road, London, W4 4AL

This Schedule is an integral part of the Kitemark Licence and should only be read in conjunction with the Licence which is the property of the British Standards Institution, incorporated by Royal Charter.





Schedule

**KITEMARK LICENCE No. KM 13930 to BS EN 60950 & BS 7002**

COUTANT LAMBDA LIMITED
ILFRACOMBE
DEVON
UK

Vega 450 / 650 series power supplies continuedRatings Specific to Vega 650 Range:

Input voltage: 100-240 V ac nom., 90-264V ac max., 47-63 Hz, 11 A rms max.

Permitted orientations: Horizontal with chassis lowest, on either side or vertical with the airflow upwards.

Cooling Option	Max Ambient	Dual Width Modules Fitted	Max Power	Max AT (total)	Max AT in regions (note 1)	Module Current Rating
F	50	No	650	220	n/a	100%
		Yes	650	220	180	100%
R	40	No	530	212	n/a	100%
		Yes	550	212	158	90%
	45	No	500	200	n/a	100%
		Yes	500	212	158	90%
	50	No	440	176	n/a	100%
		Yes	420	212	158	90%
Q	50	No	550	180	n/a	100%
		Yes	550	180	140	100%
		No	650	145	n/a	100%
		Yes	650	145	115	95%
P	40	No	440	176	n/a	100%
		Yes	500	203	152	85%
	45	No	400	160	n/a	100%
		Yes	420	203	152	85%
	50	No	350	140	n/a	100%
		Yes	370	184	143	85%

Signed for and on behalf of BSI

M Littlejohns

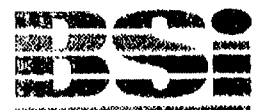
Date 27 July 2001 Issue 14

This Schedule supersedes all previous schedules

Page 75 of 76

Issued by British Standards Institution, 389 Chiswick High Road, London, W4 4AL


This Schedule is an integral part of the Kitemark Licence and should only be read in conjunction with the Licence which is the property of the British Standards Institution, incorporated by Royal Charter.





BRITISH STANDARDS INSTITUTION

Schedule



KITEMARK LICENCE No. KM 13930 to BS EN 60950 & BS 7002

COUTANT LAMBDA LIMITED
ILFRACOMBE
DEVON
UK

Vega 450 / 650 series power supplies continued

Note 1

PSUs with dual width modules have two regions. The Ampere Turns limitation given above applies to both of the regions. The regions are as follows:

For PSUs with one dual width module:

Region A: modules fitted in slots 1, 2, 3 and 4

Region B: modules fitted in slots 2, 3, 4 and 5

For PSUs with two dual width modules:

Region A: modules fitted in slots 1, 2 and 3

Region B: modules fitted in slots 2, 3, 4 and 5

n/a = not applicable

Ampere Turns (AT) is the sum of (output amps x secondary turns)

Customer airflow (no fan) is not permitted

Custom Model:

Model: V6RSF 3/1HS C3S B/S E2S

Maximum outputs: 12V, 2A; 5V, 1.5A; 12V, 10A; 5V 52A

Maximum Power: 411.5W

Maximum ambient: 40°C

Orientation: Horizontal only

Cooling: Reverse air, Papst 612NM

Signed for and on behalf of BSI

Date 27 July 2001 Issue 14

This Schedule supersedes all previous schedules

Page 76 of 76

Issued by British Standards Institution, 389 Chiswick High Road, London, W4 4AL

This Schedule is an integral part of the Kitemark Licence and should only be read in conjunction with the Licence which is the property of the British Standards Institution, incorporated by Royal Charter.

