


DEK-OE- 12DC/ 48DC/100

Order No.: 2964487

The illustration shows the version DEK-OE- 24DC/48DC/100




<http://catalog.phoenixcontact.net/phoenix/treeViewClick.do?UID=2964487>

Input solid-state relay terminal block, input: 12 V DC, output: 3 - 48 V DC/100 mA, terminal block width: 6.2 mm



Commercial data

EAN	 4 017918 125141
Pack	10 Pcs.
Customs tariff	85364190
Product key	106120
Catalog page information	Page 130 (IF-2011)

Product notes

WEEE/RoHS-compliant since:
02/15/2006



<http://www.download.phoenixcontact.com>
Please note that the data given here has been taken from the online catalog. For comprehensive information and data, please refer to the user documentation. The General Terms and Conditions of Use apply to Internet downloads.

Technical data

Input data

Nominal input voltage U_N	12 V DC
Input voltage range in reference to U_N	0.8 ... 1.2
Switching threshold "0" signal in reference to U_N	≤ 0.4

Switching threshold "1" signal in reference to U_N	≥ 0.8
Typical input current at U_N	11 mA
Typical response time	20 μ s
Typical turn-off time	200 μ s
Operating voltage display	Yellow LED
Type of protection	Protection against polarity reversal
Transmission frequency	300 Hz

Output data

Output nominal voltage range	3 V DC ... 48 V DC
Limiting continuous current	100 mA
Voltage drop at max. limiting continuous current	≤ 0.9 V
Output circuit	2-conductor floating, 3-conductor ground-referenced
Type of protection	Protection against polarity reversal
	Free-wheeling diode
Protective circuit/component	Polarity protection diode
	Damping diode
Output resistor	Approx. 22 k Ω (for 3-wire operation)

Connection data

Connection method	Screw connection
Stripping length	8 mm
Screw thread	M3
Conductor cross section solid min.	0.2 mm ²
Conductor cross section solid max.	2.5 mm ²
Conductor cross section stranded min.	0.2 mm ²
Conductor cross section stranded max.	2.5 mm ²
Conductor cross section AWG/kcmil min.	24
Conductor cross section AWG/kcmil max	14

General data

Width	6.2 mm
Height	80 mm
Depth	56 mm
Test voltage input/output	2.5 kV AC
Ambient temperature (operation)	-20 °C ... 60 °C
Ambient temperature (storage/transport)	-20 °C ... 70 °C

Mounting position	Any
Assembly instructions	In rows with zero spacing
Operating mode	100% operating factor
Name	Standards/regulations
Standards/regulations	IEC 60664
	EN 50178
	IEC 62103
Rated surge voltage / insulation	Basic insulation
Pollution degree	2
Surge voltage category	III

Certificates / Approvals

Certification GOST

Accessories

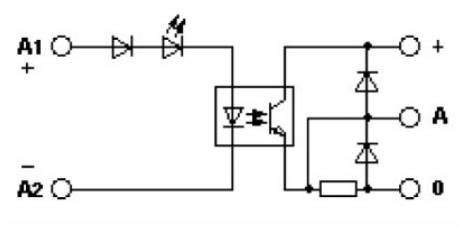
Item	Designation	Description
------	-------------	-------------

Bridges

2716648	EB 2- DIK BU	Insertion bridge, Number of positions: 2, Color: blue
2716693	EB 2- DIK RD	Insertion bridge, Number of positions: 2, Color: red
2716651	EB 3- DIK BU	Insertion bridge, Number of positions: 3, Color: blue
2716745	EB 3- DIK RD	Insertion bridge, Number of positions: 3, Color: red
2716664	EB 4- DIK BU	Insertion bridge, Number of positions: 4, Color: blue
2716758	EB 4- DIK RD	Insertion bridge, Number of positions: 4, Color: red
2716677	EB 5- DIK BU	Insertion bridge, Number of positions: 5, Color: blue
2716761	EB 5- DIK RD	Insertion bridge, Number of positions: 5, Color: red
2716680	EB 10- DIK BU	Insertion bridge, Number of positions: 10, Color: blue
2716774	EB 10- DIK RD	Insertion bridge, Number of positions: 10, Color: red
2715940	EB 80- DIK BU	Insertion bridge, Number of positions: 80, Color: blue
2715953	EB 80- DIK RD	Insertion bridge, Number of positions: 80, Color: red
2715788	EB 80- DIK WH	Insertion bridge, Number of positions: 80, Color: white

Drawings

Circuit diagram



Connection data incl. use groups



Address

Nanjing Phoenix Contact Co. Ltd.
No. 36 Phoenix Road - Jiangning Development Zone /
P.O. Box 236 Jiangning Nanjing
CN-211100 Nanjing, China
Phone +86/25-5212-1888
Fax +86/25-5212-1999 or 1555
<http://www.phoenixcontact.com.cn>



© 2012 Phoenix Contact
Technical modifications reserved;