

Contact insert - HC-B 10-EBUZ - 1687888


Please be informed that the data shown in this PDF Document is generated from our Online Catalog. Please find the complete data in the user's documentation. Our General Terms of Use for Downloads are valid (<http://phoenixcontact.com/download>)



HEAVYCON female housing for B10 housing, with 10 contacts, spring-cage connection



Key commercial data

Packing unit	1 pc
GTIN	 4 017918 849597
Weight per Piece (excluding packing)	68.2 g
Custom tariff number	85369010
Country of origin	Germany

Technical data

General

Note	For housing HC-B10
Connection method	Spring-cage connection
Pollution degree	3
Surge voltage category	III
Number of positions	10+PE
Insertion/withdrawal cycles	≥ 500
Type	B10
Conductor cross section	0.14 mm ² ... 2.5 mm ²
Connection cross section AWG	26 ... 14
Stripping length of the individual wire	8 mm ±1 mm
Assembly instructions	Connectors may be operated only when there is no load/voltage.
Connection	For housings of type B10.

Ambient conditions

Ambient temperature (operation)	-40 °C ... 125 °C (including heating up of contacts)
---------------------------------	--

Material data

Inflammability class according to UL 94	V0
---	----

Contact insert - HC-B 10-EBUZ - 1687888

Technical data

Material data

Contact material	Copper alloy
Contact surface material	Ag
Contact carrier material	PC

Electrical characteristics

Rated voltage (III/3)	500 V
Rated surge voltage	6 kV
Rated current	16 A

Classifications

eCl@ss

eCl@ss 4.0	27140816
eCl@ss 4.1	27140816
eCl@ss 5.0	27143424
eCl@ss 5.1	27143424
eCl@ss 6.0	27143424
eCl@ss 7.0	27440209
eCl@ss 8.0	27440205

ETIM

ETIM 2.0	EC000438
ETIM 3.0	EC000438
ETIM 4.0	EC000438
ETIM 5.0	EC000438

UNSPSC

UNSPSC 6.01	30211923
UNSPSC 7.0901	39121522
UNSPSC 11	39121522
UNSPSC 12.01	39121522
UNSPSC 13.2	39121522

Approvals

Approvals

Approvals

UL Recognized / cUL Recognized / EAC / cULus Recognized

Ex Approvals

Contact insert - HC-B 10-EBUZ - 1687888

Approvals

Approvals submitted

Approval details

UL Recognized	
Nominal voltage UN	600 V

cUL Recognized	
Nominal voltage UN	600 V

EAC

cULus Recognized	
------------------	--

Accessories

Accessories

Adapter plate

Adapter plate - HC-B 24-ADP-B 10-GY - 1660436



HEAVYCON adapter plate, type B24 on B10, for panel cutouts of type B24, gray

Coding element

Coding element - HC-CST - 1676857



Coding peg for coding up to 16 connectors

Contact insert - HC-B 10-EBUZ - 1687888

Accessories

Coding element - HC-CBU - 1676860



Coding socket for coding up to 16 connectors

Coding bolt - HC-CB - 1772722



Coding pin, prevents mismatching of up to six connectors with an identical number of positions

Docking frame

Docking frames - HC-B 10-ANDOCK - 1586125



Docking frame for racks, for contact inserts of B10 type, with four M5 flat headed screws, rack balance x/y axis +/- 1.5 mm

Mounting material

Screw - HC-B-PES - 1604997



PE screw, for contact inserts HC-B / HC-BB / HC-DD / HC-D40 / HC-D64

PE multiplier - HC-B-3PE - 1644326



PE multiplier, for three PE connections, for HC-B (besides HC-B..E..ZZ) / HC-BB / HC-DD / HC-D40 / HC-D64 contact inserts

Contact insert - HC-B 10-EBUZ - 1687888

Accessories

Strain relief clamp - HC-B-ZS - 1685330



Strain relief clamps contact inserts of series: B-, BB-, D 40, D 64, DD and HV, lateral cable exit

Strain relief clamp - HC-B-ZG - 1685327



Strain relief clamps contact inserts of series: B-, BB-, D 40, D 64, DD and HV, straight cable exit

Plug assembly frame

Connector assembly frame - HC-SMR-B10 - 1687969



HEAVYCON connector assembly frame, for contact inserts of type B10

Plug mounting plate

Connector assembly frame - HC-SMP 125-B10-AMQ - 1660960

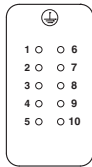


HEAVYCON connector assembly frame with panel mounting base with double locking latch, for contact inserts of type B10

Drawings

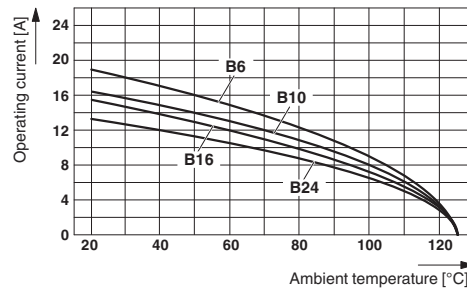
Contact insert - HC-B 10-EBUZ - 1687888

Schematic diagram



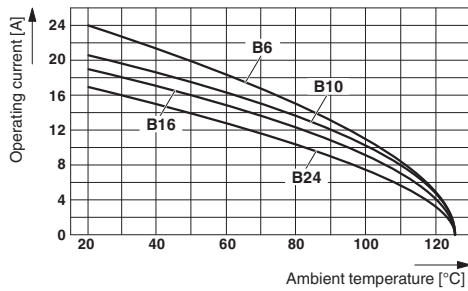
Connector pin assignment, connection side

Diagram



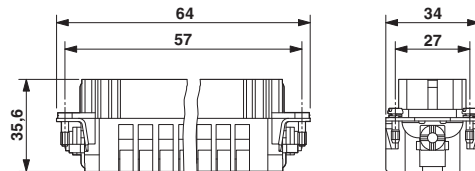
The illustration shows the derating diagram of various series B contact inserts (B6 to B24), conductor cross section 1.5 mm²

Diagram



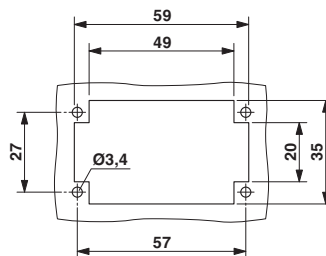
The illustration shows the derating diagram of various series B contact inserts (B6 to B24), conductor cross section 2.5 mm²

Dimensioned drawing



Female insert

Dimensioned drawing



Panel cutout