

# Printed-circuit board connector - FKIC 2,5 HC/ 8-ST-5,08 - 1942659

Please be informed that the data shown in this PDF Document is generated from our Online Catalog. Please find the complete data in the user's documentation. Our General Terms of Use for Downloads are valid (<http://phoenixcontact.com/download>)



The figure shows a 10-position version of the product


Plug component, Nominal current: 16 A, Rated voltage (III/2): 320 V, Number of positions: 8, Pitch: 5.08 mm, Connection method: Spring-cage connection, Color: green, Contact surface: Tin, COMBICON connectors may only be activated under no load conditions. If for operating reasons small loads must be switched, experimental values are available upon request.

## Why buy this product

- Two integrated test connections
- Coding profiles (CP) as protection against mismatching
- HC plugs may only be used with HC base strips
- Push-in spring-cage plug as a "High Current" (HC) version for 16 A
- Inverted versions with pin contact (FKIC 2,5 HC); e.g., for cable/cable connections or motor outputs



## Key commercial data

Packing unit	50 pc
Minimum order quantity	50 pc
GTIN	 4 017918 883188
Weight per Piece (excluding packing)	12.96 g
Custom tariff number	85366990
Country of origin	Germany

## Technical data

### Dimensions

Pitch	5.08 mm
Dimension a	35.56 mm

### General

Range of articles	FKIC 2,5 HC/..-ST
Insulating material group	I
Rated surge voltage (III/3)	4 kV
Rated surge voltage (III/2)	4 kV
Rated surge voltage (II/2)	4 kV

# Printed-circuit board connector - FKIC 2,5 HC/ 8-ST-5,08 - 1942659

## Technical data

### General

Rated voltage (III/3)	320 V
Rated voltage (III/2)	320 V
Rated voltage (II/2)	630 V
Connection in acc. with standard	EN-VDE
Nominal current $I_N$	16 A
Nominal cross section	2.5 mm <sup>2</sup>
Maximum load current	16 A (with 2.5 mm <sup>2</sup> conductor cross section)
Insulating material	PA
Inflammability class according to UL 94	V0
Internal cylindrical gage	A2
Stripping length	10 mm
Number of positions	8

### Connection data

Conductor cross section solid min.	0.2 mm <sup>2</sup>
Conductor cross section solid max.	2.5 mm <sup>2</sup>
Conductor cross section stranded min.	0.2 mm <sup>2</sup>
Conductor cross section stranded max.	2.5 mm <sup>2</sup>
Conductor cross section stranded, with ferrule without plastic sleeve min.	0.25 mm <sup>2</sup>
Conductor cross section stranded, with ferrule without plastic sleeve max.	2.5 mm <sup>2</sup>
Conductor cross section stranded, with ferrule with plastic sleeve min.	0.25 mm <sup>2</sup>
Conductor cross section stranded, with ferrule with plastic sleeve max.	2.5 mm <sup>2</sup>
Conductor cross section AWG/kcmil min.	24
Conductor cross section AWG/kcmil max	12
2 conductors with same cross section, stranded, TWIN ferrules with plastic sleeve, min.	0.5 mm <sup>2</sup>
2 conductors with same cross section, stranded, TWIN ferrules with plastic sleeve, max.	1.5 mm <sup>2</sup>
Minimum AWG according to UL/CUL	26
Maximum AWG according to UL/CUL	12

## Classifications

### eCl@ss

eCl@ss 4.0	272607xx
eCl@ss 4.1	27260701
eCl@ss 5.0	27260701
eCl@ss 5.1	27260701
eCl@ss 6.0	27260704
eCl@ss 7.0	27440402

# Printed-circuit board connector - FKIC 2,5 HC/ 8-ST-5,08 - 1942659

## Classifications

### eCl@ss

eCl@ss 8.0	27440309
------------	----------

### ETIM

ETIM 3.0	EC001121
ETIM 4.0	EC002638
ETIM 5.0	EC002638

### UNSPSC

UNSPSC 6.01	30211810
UNSPSC 7.0901	39121409
UNSPSC 11	39121409
UNSPSC 12.01	39121409
UNSPSC 13.2	39121409

## Approvals

### Approvals


#### Approvals


UL Recognized / VDE Gutachten mit Fertigungsüberwachung / cUL Recognized / IECCEB CB Scheme / CCA / EAC / cULus Recognized

#### Ex Approvals

#### Approvals submitted

### Approval details

UL Recognized 		
	B	D
mm <sup>2</sup> /AWG/kcmil	26-12	26-12
Nominal current I <sub>N</sub>	16 A	10 A
Nominal voltage U <sub>N</sub>	300 V	300 V

VDE Gutachten mit Fertigungsüberwachung 	
mm <sup>2</sup> /AWG/kcmil	0.2-2.5

# Printed-circuit board connector - FKIC 2,5 HC/ 8-ST-5,08 - 1942659

## Approvals

Nominal current IN	16 A
Nominal voltage UN	250 V

cUL Recognized

	B	D
mm <sup>2</sup> /AWG/kcmil	26-12	26-12
Nominal current IN	16 A	10 A
Nominal voltage UN	300 V	300 V

IECEE CB Scheme

mm <sup>2</sup> /AWG/kcmil	0.2-2.5
Nominal current IN	16 A
Nominal voltage UN	250 V

CCA

mm <sup>2</sup> /AWG/kcmil	0.2-2.5
Nominal current IN	16 A
Nominal voltage UN	250 V

EAC

cULus Recognized

## Accessories

Accessories

Coding element

Coding star - CR-MSTB - 1734401

Coding section, inserted into the recess in the header or the inverted plug, red insulating material



## Printed-circuit board connector - FKIC 2,5 HC/ 8-ST-5,08 - 1942659

### Accessories

#### Insulating sleeve

Insulating sleeve - MPS-IH WH - 0201663



Insulating sleeve, Color: white

---

Insulating sleeve - MPS-IH RD - 0201676



Insulating sleeve, Color: red

---

Insulating sleeve - MPS-IH BU - 0201689



Insulating sleeve, Color: blue

---

Insulating sleeve - MPS-IH GN - 0201702



Insulating sleeve, Color: green

---

Insulating sleeve - MPS-IH BK - 0201731



Insulating sleeve, Color: black

---

#### Labeled terminal marker

## Printed-circuit board connector - FKIC 2,5 HC/ 8-ST-5,08 - 1942659

### Accessories

Marker for terminal blocks - SK 5,08/3,8: 0-9 - 0804303



Marker for terminal blocks, Card, white, labeled, Horizontal: Consecutive numbers 0 - 9, Mounting type: Adhesive, for terminal block width: 5.08 mm, Lettering field: 5.08 x 3.8 mm

Marker card - SK 5,08/3,8:FORTL.ZAHLEN - 0804293



Marker card, Card, white, labeled, Horizontal: Consecutive numbers 1 - 10, 11 - 20, etc. up to 91 - (99)100, Mounting type: Adhesive, for terminal block width: 5.08 mm, Lettering field: 5.08 x 3.8 mm

### Marker pen

Marker pen - B-STIFT - 1051993



Marker pen, for manual labeling of unprinted Zack strips, smear-proof and waterproof, line thickness 0.5 mm

### Screwdriver tools

Screwdriver - SZS 0,6X3,5 - 1205053



Actuation tool, for ST terminal blocks, insulated, also suitable for use as a bladed screwdriver, size: 0.6 x 3.5 x 100 mm, 2-component grip, with non-slip grip

### Terminal marking

Marker card - SK 5,08/3,8:UNBEDRUCKT - 0805412



Marker card, Card, white, unlabeled, can be labeled with: Marker pen, Mounting type: Adhesive, for terminal block width: 5.08 mm, Lettering field: 5.08 x 3.8 mm

### Test plug terminal block

# Printed-circuit board connector - FKIC 2,5 HC/ 8-ST-5,08 - 1942659

## Accessories

Test plugs - MPS-MT - 0201744



Test plugs, Color: silver

Strain relief - STZ 4-FKC-5,08 - 1876877



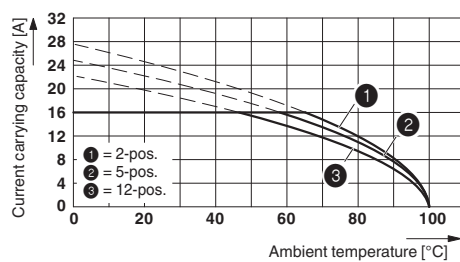
Strain relief for snapping into the latching chambers of the plugs, 4-pos.

Strain relief - STZ 8-FKC-5,08 - 1876880

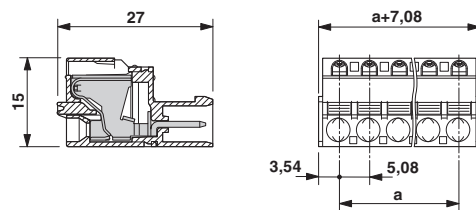
Strain relief for snapping into the latching chambers of the plug components, 8-pos.

## Drawings

Diagram



Dimensioned drawing



Derating curve for: FKIC 2,5 HC/...-ST- 5,08 with IC 2,5 HC/...-G- 5,08