


# Contact insert module - HC-M-HS-MOD-ST - 1605000

Please be informed that the data shown in this PDF Document is generated from our Online Catalog. Please find the complete data in the user's documentation. Our General Terms of Use for Downloads are valid (<http://download.phoenixcontact.com>)

HEAVYCON contact insert module, male, 2-pos. to 100 A, screw connection



## Key commercial data

Packing unit	1 pc
GTIN	 4 017918 893293
Weight per Piece (excluding packing)	69.9 g
Custom tariff number	85369010
Country of origin	Germany

## Technical data

### Electrical characteristics

Note	Required for housing HC-B6 to B48, (housing height min. 72 mm), housing HC-ADVANCE-B6 to B24, hinged retaining frame HC-M-MHR..., axial connection for 4 mm Allen wrench
Rated voltage (III/3)	1000 V
Rated current	100 A
Rated surge voltage	8 kV
Number of positions	2

### Ambient conditions

Ambient temperature (operation)	-40 °C ... 125 °C
---------------------------------	-------------------

### Mechanical characteristics

Conductor cross section	16 mm <sup>2</sup> ... 35 mm <sup>2</sup>
Connection cross section AWG	4 ... 2
Stripping length of the individual wire	13 mm
Tightening torque	6 Nm (16 mm <sup>2</sup> )
	7 Nm (25 mm <sup>2</sup> )
	8 Nm (35 mm <sup>2</sup> )

# Contact insert module - HC-M-HS-MOD-ST - 1605000

## Technical data

### Mechanical characteristics

Wire diameter including insulation	11.4 mm
Hexagonal socket	SW 4
Insertion/withdrawal cycles	≥ 500

### General

Series	HC-M-HS
Number of module slots	2
Connection method	Axial screw connection
Inflammability class according to UL 94	V0
Pollution degree	3
Surge voltage category	III
Assembly instructions	<ul style="list-style-type: none"> <li>- Use HC housing h ≥ 72 mm</li> <li>- Connection of wires using a 4 mm Allen wrench</li> <li>- Axial screw connection only for stranded wires</li> <li>- Plug-in connections may only be operated only when there is no load/voltage</li> </ul>
Connection	<p>Note for axial connection method</p> <p>The specified conductor cross sections refer to the geometric cross section of the used conductor.</p> <p>The use of conductors with a geometric cross section that deviates greatly from the nominal cross section of the conductor should be checked first.</p> <p>The wiring space of the axial screw technology has been designed for fine strand conductors as per VDE 0295 class 5. Deviating conductor superstructures (e.g. class 6 conductors) must be checked before use.</p> <p>Connection</p> <p>It must be ensured before installation that the ball screw is completely turned back (chamber is open). Twisting the conductors is not allowed. The cores must be pushed up to the end of the contact chamber (until the contact is insulated). Keep the core in this position and tighten it using an Allen key. The required core end must be cut before a reconnection. Tightening the connection screw is allowed only once in order to prevent a breakage of the litz wire.</p>

### Material data

Contact material	Copper alloy
Contact surface material	Ag
Contact carrier material	PC

## Classifications

### eCl@ss

eCl@ss 4.0	27140816
eCl@ss 4.1	27140816
eCl@ss 5.0	27143424
eCl@ss 5.1	27143424
eCl@ss 6.0	27143424
eCl@ss 7.0	27440209

# Contact insert module - HC-M-HS-MOD-ST - 1605000

## Classifications

### eCl@ss

eCl@ss 8.0	27440209
------------	----------

### ETIM

ETIM 2.0	EC000438
ETIM 3.0	EC000438
ETIM 4.0	EC000438
ETIM 5.0	EC000438

### UNSPSC

UNSPSC 6.01	30211923
UNSPSC 7.0901	39121522
UNSPSC 11	39121522
UNSPSC 12.01	39121522
UNSPSC 13.2	39121522

## Approvals

### Approvals

#### Approvals

UL Recognized / cUL Recognized / GOST / UL Recognized / cULus Recognized

#### Ex Approvals

#### Approvals submitted

### Approval details

UL Recognized	
mm <sup>2</sup> /AWG/kcmil	2
Nominal current I <sub>N</sub>	100 A
Nominal voltage U <sub>N</sub>	600 V

# Contact insert module - HC-M-HS-MOD-ST - 1605000

## Approvals

cUL Recognized	
mm <sup>2</sup> /AWG/kcmil	2
Nominal current I <sub>N</sub>	100 A
Nominal voltage U <sub>N</sub>	600 V

GOST	
------	--

UL Recognized	
mm <sup>2</sup> /AWG/kcmil	2-0
Nominal current I <sub>N</sub>	200 A
Nominal voltage U <sub>N</sub>	600 V

cULus Recognized	
------------------	--

## Accessories

Accessories

Mounting material

Cable lug - HC-M-MHR-PE16 - 1636981

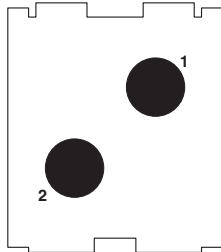


Cable lug for HEAVYCON-MODULAR; PE connection extension to 16 mm<sup>2</sup>, for crimping with crimp pliers

## Drawings

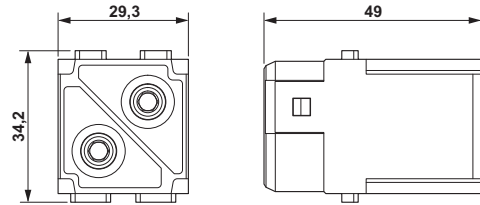
# Contact insert module - HC-M-HS-MOD-ST - 1605000

Schematic diagram



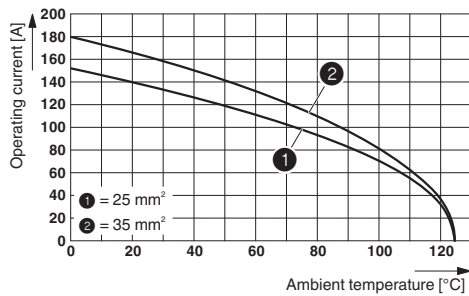
Connector pin assignment

Dimensioned drawing



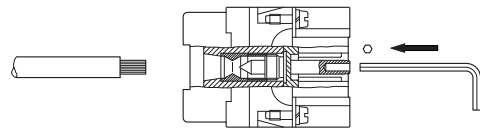
Male insert

Diagram



Derating diagram (3 modules in HC-B 24 housing)

Schematic diagram



Axial connection