

# PCB terminal block - MKDS 5/10-6,35 - 1713888

Please be informed that the data shown in this PDF Document is generated from our Online Catalog. Please find the complete data in the user's documentation. Our General Terms of Use for Downloads are valid (<http://phoenixcontact.com/download>)




PCB terminal block, Nominal current: 32 A, Nom. voltage: 630 V, Pitch: 6.35 mm, Number of positions: 10, Connection method: Screw connection, Mounting: Soldering, Conductor/PCB connection direction: 0 °, Color: green

The illustration shows the 5-pos. version



## Key commercial data

Packing unit	50 pc
GTIN	 4 017918 228538
Weight per Piece (excluding packing)	26.42 g
Custom tariff number	85369010
Country of origin	Germany
Note	Made to Order (non-returnable)

## Technical data

### Dimensions

Length	19.05 mm
Height	21.5 mm
Pitch	6.35 mm
Dimension a	57.15 mm
Pin dimensions	0,9 x 0,9 mm
Hole diameter	1.3 mm

### General

Range of articles	MKDS 5
Insulating material group	I
Rated surge voltage (III/3)	6 kV
Rated surge voltage (III/2)	6 kV
Rated surge voltage (II/2)	6 kV
Rated voltage (III/3)	500 V
Rated voltage (III/2)	630 V

# PCB terminal block - MKDS 5/10-6,35 - 1713888

## Technical data

### General

Rated voltage (II/2)	1000 V
Connection in acc. with standard	EN-VDE
Nominal current I <sub>N</sub>	32 A
Nominal cross section	4 mm <sup>2</sup>
Maximum load current	32 A
Solder pin surface	Sn
Inflammability class according to UL 94	V0
Internal cylindrical gage	A4
Stripping length	8 mm
Number of positions	10
Screw thread	M3
Tightening torque, min	0.5 Nm
Tightening torque max	0.6 Nm

### Connection data

Conductor cross section AWG/kcmil min.	24
Conductor cross section AWG/kcmil max	10
2 conductors with same cross section, solid min.	0.2 mm <sup>2</sup>
2 conductors with same cross section, solid max.	1.5 mm <sup>2</sup>
2 conductors with same cross section, stranded min.	0.2 mm <sup>2</sup>
2 conductors with same cross section, stranded max.	1.5 mm <sup>2</sup>
2 conductors with same cross section, stranded, ferrules without plastic sleeve, min.	0.25 mm <sup>2</sup>
2 conductors with same cross section, stranded, ferrules without plastic sleeve, max.	0.75 mm <sup>2</sup>
2 conductors with same cross section, stranded, TWIN ferrules with plastic sleeve, min.	0.5 mm <sup>2</sup>
2 conductors with same cross section, stranded, TWIN ferrules with plastic sleeve, max.	2.5 mm <sup>2</sup>

## Classifications

### eCl@ss

eCl@ss 4.0	27141109
eCl@ss 4.1	27141109
eCl@ss 5.0	27141190
eCl@ss 5.1	27141190
eCl@ss 6.0	27261101
eCl@ss 7.0	27440401
eCl@ss 8.0	27440401

### ETIM

ETIM 3.0	EC001121
----------	----------

# PCB terminal block - MKDS 5/10-6,35 - 1713888

## Classifications

### ETIM

ETIM 4.0	EC002643
ETIM 5.0	EC002643

### UNSPSC

UNSPSC 6.01	30211801
UNSPSC 7.0901	39121432
UNSPSC 11	39121432
UNSPSC 12.01	39121432
UNSPSC 13.2	39121432

## Approvals

### Approvals

---

#### Approvals

CSA / UL Recognized / SEV / cUL Recognized / GL / CCA / EAC / cULus Recognized

---


#### Ex Approvals


---

#### Approvals submitted

---

## Approval details


CSA 		
	B	D
mm <sup>2</sup> /AWG/kcmil	28-10	28-10
Nominal current I <sub>N</sub>	10 A	10 A
Nominal voltage U <sub>N</sub>	300 V	300 V

UL Recognized 		
	B	D
mm <sup>2</sup> /AWG/kcmil	30-10	30-10
Nominal current I <sub>N</sub>	30 A	10 A
Nominal voltage U <sub>N</sub>	300 V	300 V

# PCB terminal block - MKDS 5/10-6,35 - 1713888

## Approvals


SEV	
mm <sup>2</sup> /AWG/kcmil	4
Nominal voltage UN	450 V

cUL Recognized 		
	B	D
mm <sup>2</sup> /AWG/kcmil	30-10	30-10
Nominal current IN	30 A	10 A
Nominal voltage UN	300 V	300 V

GL
----

CCA	
mm <sup>2</sup> /AWG/kcmil	6
Nominal voltage UN	500 V

EAC
-----

cULus Recognized 
--