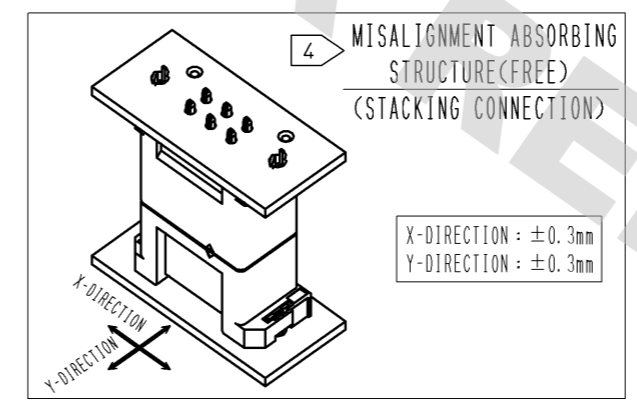
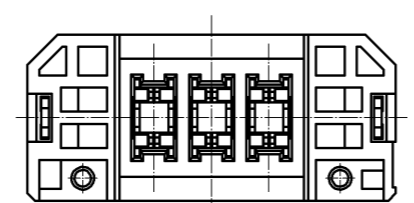
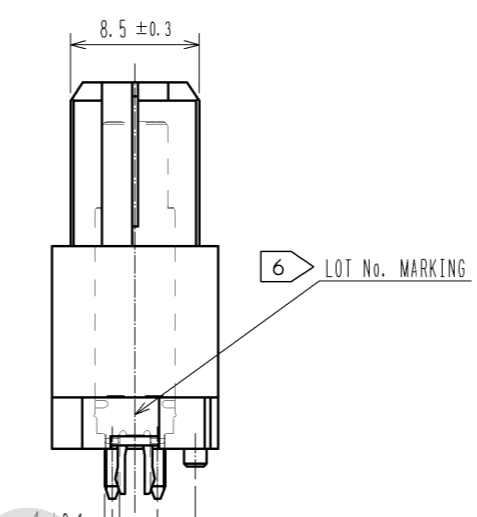
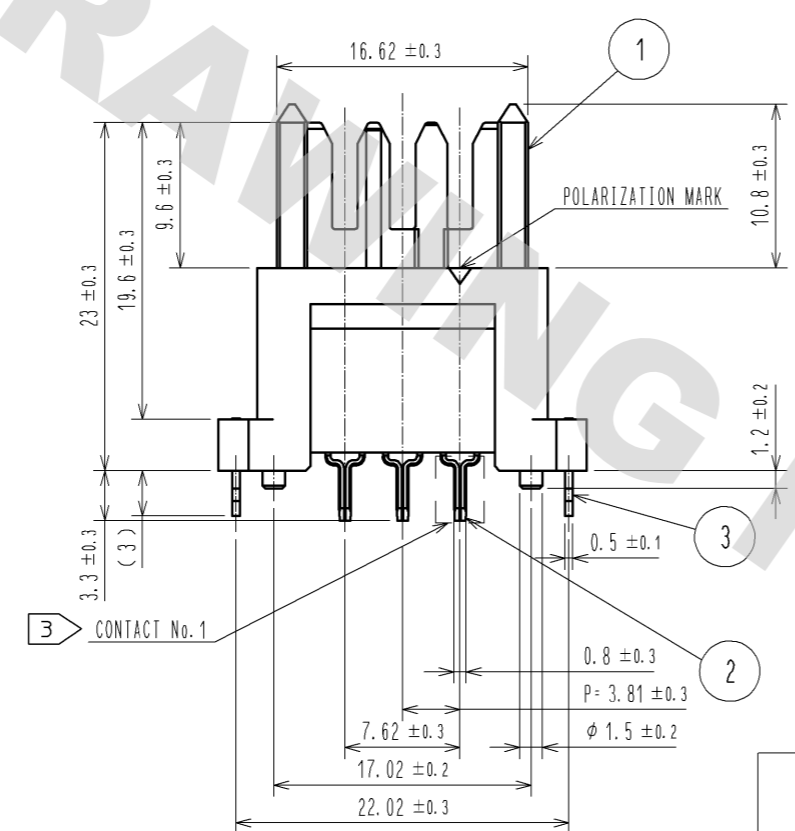
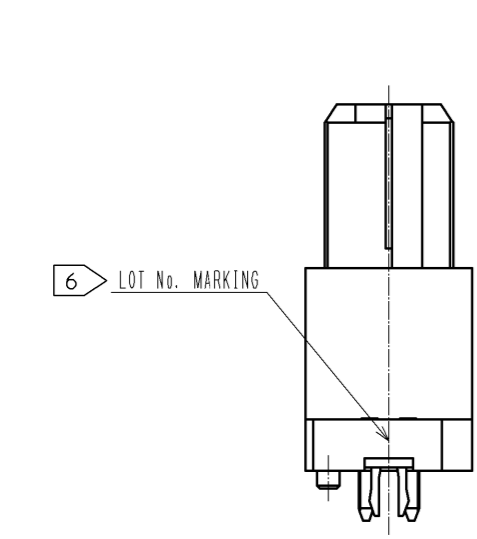
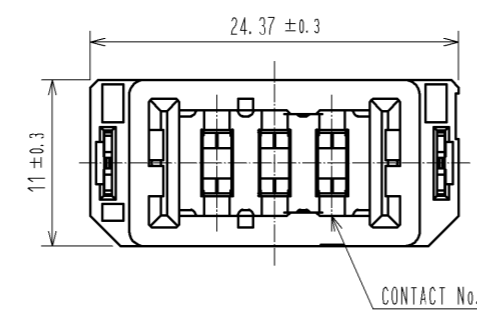
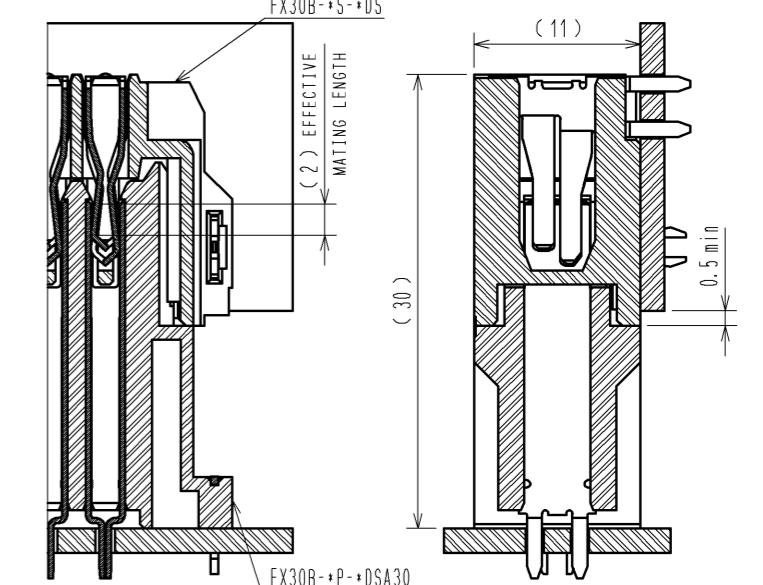


DRAWING FOR REFERENCE: This is subject to change without notice
12/05/2013

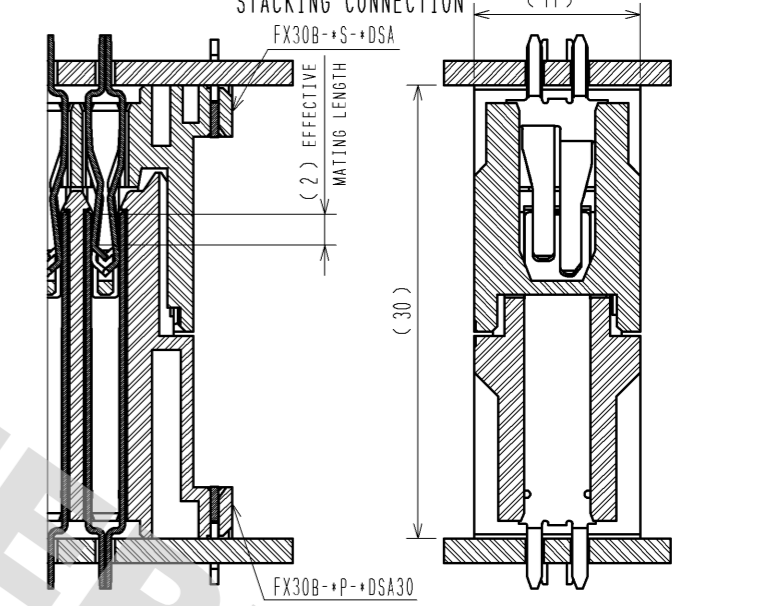
HRS DRAFT



CROSS SECTION OF MATING(FREE)
VERTICAL CONNECTION
FX30B-+S-+DS



CROSS SECTION OF MATING(FREE)
STACKING CONNECTION
FX30B-+S-+DSA

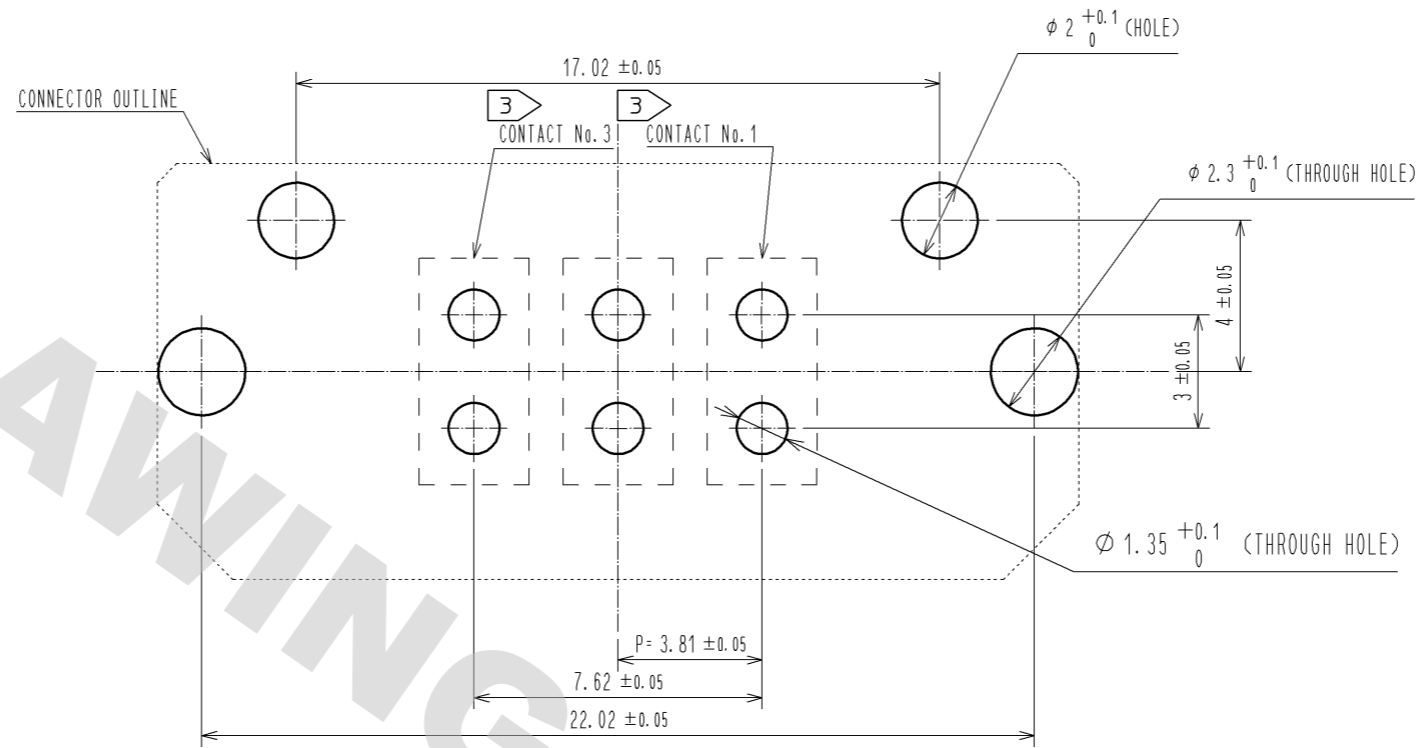


- NOTE
- 1 THIS PRODUCT IS PACKAGED IN TRAY. (42pcs/TRAY)
 - 2 BLEMISH AND HIT MARK CAN BE OCCURED THROUGH OUT THE MANUFACTURING PROCESS WHICH DOESN'T AFFECT QUALITY LEVEL. ALSO, BLACK SPOT COULD BE OBSERVED ON THE SURFACE OF HOUSING.
 - 3 FOR THE CONTACT NO., ADJACENT TWO PAIRS OF LEADS PLACED BACK-TO-BACK (4 LEADS IN TOTAL) COMPOSE ONE LINE.
 - 4 MISALIGNMENT ABSORBING RANGE: ±0.3mm max.
 - 5 THE DIMENSION IN PARENTHESES ARE FOR REFERENCES.
 - 6 LOT NO. IS INDICATED AT EITHER ONE OF THE POSITION AS SHOWN.

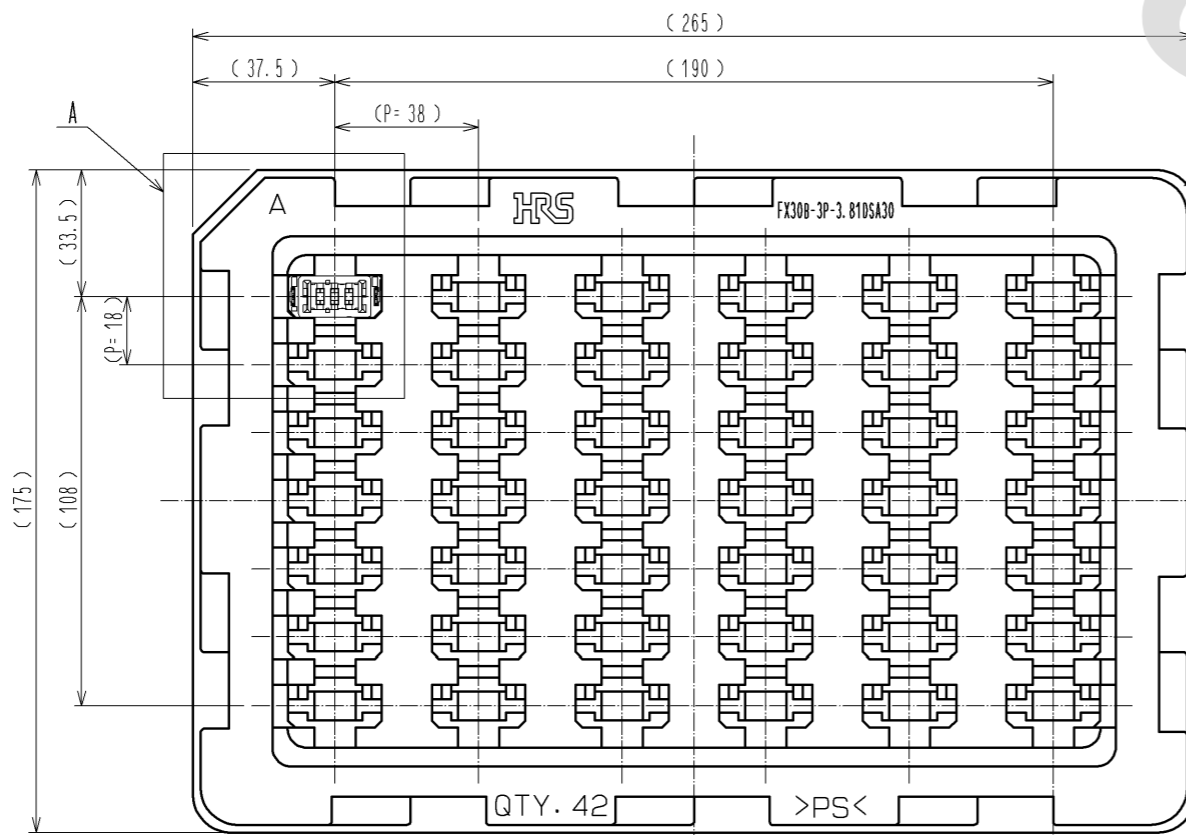
2	COPPER ALLOY	CONTACT AREA:GOLD-PLATING 0.1 μm	4	POLYSTYRENE			
		LEAD AREA:TIN-PLATING 1.0 μm					
		UNDER PLATING:NICKEL 1.0 μm	3	PHOSPHOR BRONZE	TIN-PLATING 3.0 μm		
1	POLYAMIDE	BLACK UL94V-0			UNDER PLATING:NICKEL 1.0 μm		
NO.	MATERIAL	FINISH . REMARKS	NO.	MATERIAL	FINISH . REMARKS		
UNITS	⊙	SCALE	COUNT	DESCRIPTION OF REVISIONS	DESIGNED	CHECKED	DATE
mm		2 : 1	△				
HRS HIROSE ELECTRIC CO., LTD.		APPROVED : HS. OKAWA	13. 03. 13	DRAWING NO.	EDC3-347265-00		
		CHECED : KI. HIROKAWA	13. 03. 12	PART NO.	FX30B-3P-3. 81DSA30		
		DESIGNED : DK. AIMOTO	13. 03. 11	CODE NO.	CL570-3301-5-00		
		DRAWN : DK. AIMOTO	13. 03. 11		△ 1/2		

DRAWING FOR REFERENCE: This is subject to change without notice
12/05/2013

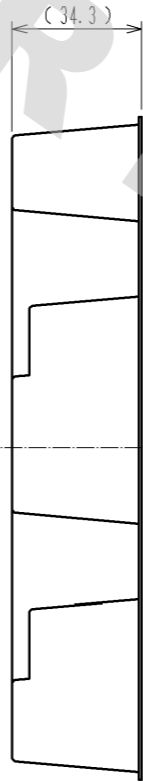
RECOMMENDED HOLE PATTERN DIMENSION OF PCB(5:1)
(CONNECTOR MOUNTING SIDE, PCB THICKNESS: t=1.6mm)



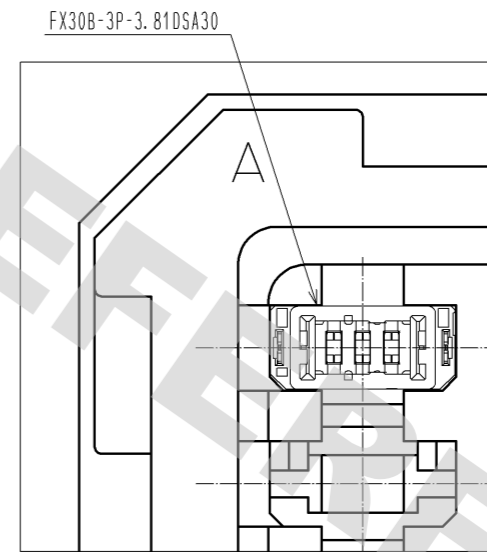
1 DRAWING FOR PACKAGING(1:2)



4



A(1:1)



HRS	DRAWING NO.	EDC3-347265-00	2/2
	PART NO.	FX30B-3P-3.81DSA30	
	CODE NO.	CL570-3301-5-00	