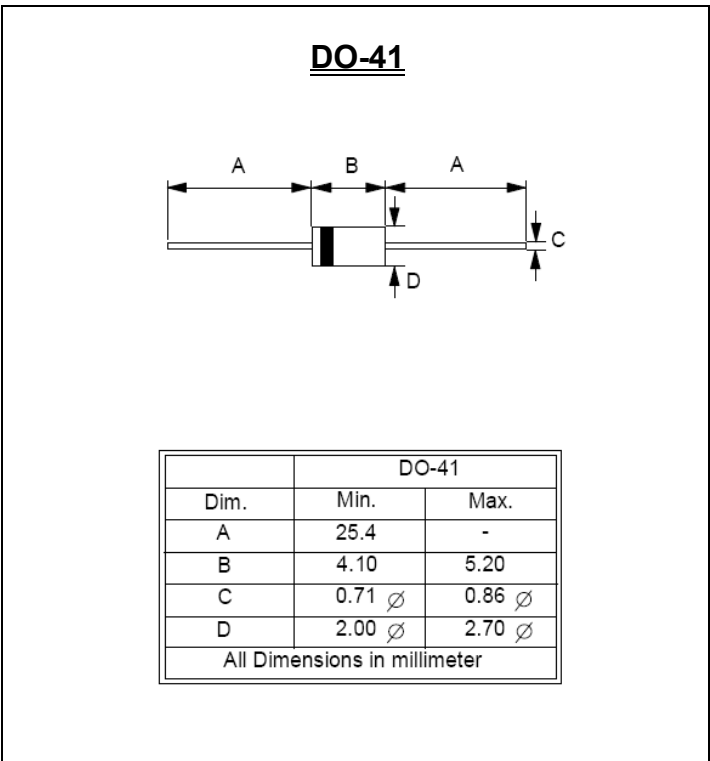


SCHOTTKY BARRIER RECTIFIERS

REVERSE VOLTAGE - 50 to 60 Volts
FORWARD CURRENT - 1.0 Amperes

- FEATURES**
- Metal-Semiconductor junction with guard ring
 - Epitaxial construction
 - Low forward voltage drop
 - High current capability
 - The plastic material carries UL recognition 94V-0
 - For use in low voltage, high frequency inverters, free wheeling, and polarity protection application
- MECHANICAL DATA**
- Case: JEDEC DO-41 molded plastic
 - Polarity: Color band denotes cathode
 - Weight: 0.012 ounces, 0.34 grams
 - Mounting position: Any



MAXIMUM RATINGS AND ELECTRICAL CHARACTERISTICS
Ratings at 25°C ambient temperature unless otherwise specified.
Single phase, half wave, 60Hz, resistive or inductive load.
For capacitive load, derate current by 20%.

CHARACTERISTICS	SYMBOL	SB150	SB160	UNIT
Maximum Repetitive Peak Reverse Voltage	V_{RRM}	50	60	V
Maximum RMS Voltage	V_{RMS}	35	42	V
Maximum DC Blocking Voltage	VDC	50	60	A
Maximum Average Forward Rectified Current 0.395"(9.5mm) Lead length @ $T_L=130^\circ\text{C}$	I_{AV}	1.0		A
Peak Forward Surge 8.3ms single half sine-wave super imposed on rated load	I_{FSM}	40		A
Maximum forward Voltage at 1.0A DC	V_F	0.7		V
Maximum DC Reverse Current @ $T_j=25^\circ\text{C}$ at Rated DC Blocking Voltage @ $T_j=100^\circ\text{C}$	I_R	0.5 10		mA
Typical Junction Capacitance(Note 1)	C_j	50		pF
Typical Thermal Resistance (Note 2)	$R_{\theta JA}$ $R_{\theta JL}$ $R_{\theta JC}$	60 30 25		$^\circ\text{C/W}$
Operating Temperature Range	T_j	-55 to +150		$^\circ\text{C}$
Storage Temperature Range	T_{STG}	-55 to +150		$^\circ\text{C}$

Note: (1) Measured at 1.0MHz and applied reverse voltage of 4.0V DC.
(2) Thermal Resistance Junction to Ambient, Lead and Case.

FIG.1- FORWARD CURRENT DERATING CURVE

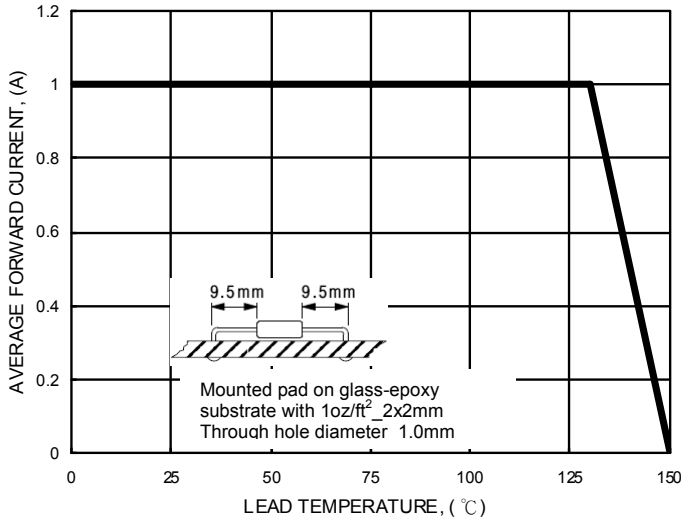


FIG.2- MAXIMUM NON-REPETITIVE SURGE CURRENT

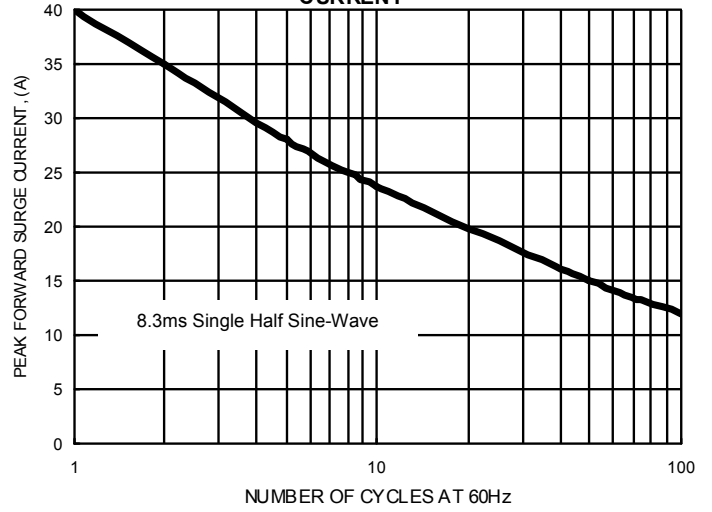


FIG.3- TYPICAL JUNCTION CAPACITANCE

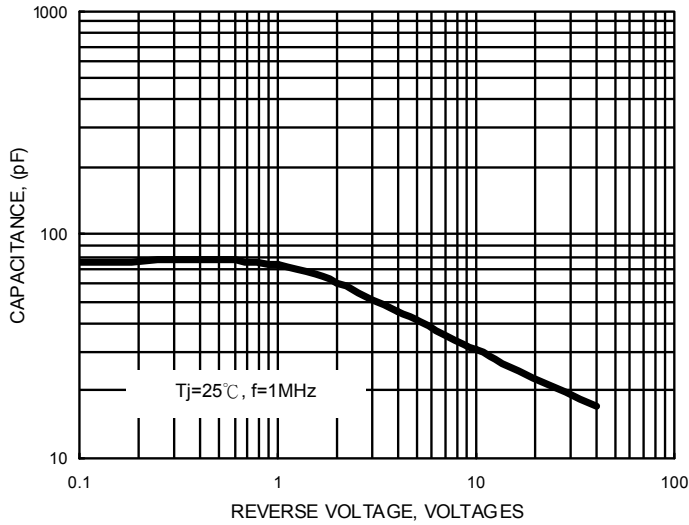


FIG.4- TYPICAL FORWARD CHARACTERISTICS

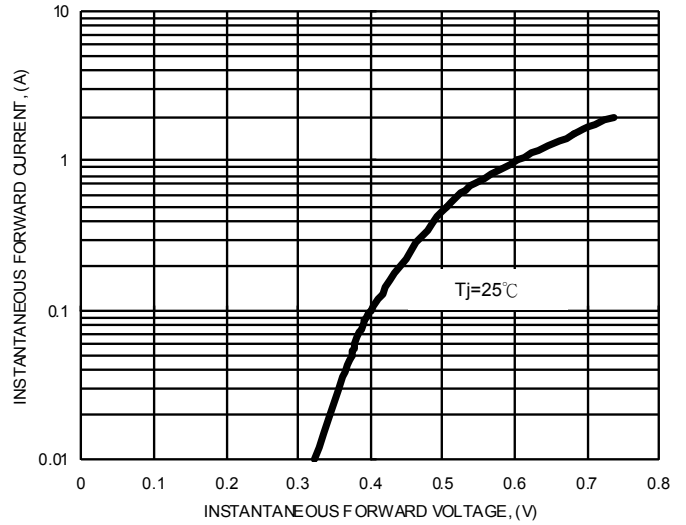


FIG.5- TYPICAL REVERSE CHARACTERISTICS

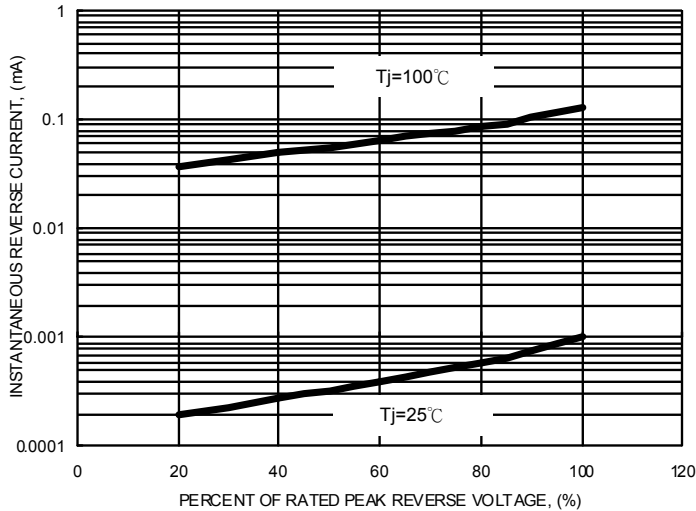


FIG.6- DC REVERSE VOLTAGE DERATING CURVE

