

Electronic housing - EMG 22-B4 - 2946146

Please be informed that the data shown in this PDF Document is generated from our Online Catalog. Please find the complete data in the user's documentation. Our General Terms of Use for Downloads are valid (<http://download.phoenixcontact.com>)

Custom circuit module, consisting of housing, MKDS 3 connection terminal blocks and PCB




Why buy this product

- Choice of four cover sizes in transparent or color versions
- Practical and easy-to-wire conductor connections
- Uniform and appropriate housing technology
- High degree of flexibility due to the wide choice of versions
- Space-saving accommodation of electronic components in finely graded module versions available with 10 to 150 mm pitch
- User-friendly and safe mounting on DIN rails according to EN 60715
- Inflammability class V0 insulation material (according to UL 94)
- Shock and contamination-proof accommodation of electronic components
- Universal PCBs for all pitches



Key commercial data

Packing unit	10 pc
GTIN	 4 017918 082109
Weight per Piece (excluding packing)	44.04 g
Custom tariff number	85369010
Country of origin	Germany

Technical data

General

Housing type	Component housing
Housing material	Polycarbonate fiber reinforced
Color	green

Ambient conditions

Ambient temperature (operation)	-40 °C ... 125 °C
---------------------------------	-------------------

Dimensions

Electronic housing - EMG 22-B4 - 2946146

Technical data

Dimensions

Length	75 mm
Constructional height	47.5 mm
Width	22.5 mm
Pitch	5 mm

Technical data

Inflammability class according to UL 94	V0
Power dissipation at 20°C in the horizontal mounting position	1.4 W 1.6 W 7.5 mm
	1.6 W 1.8 W 15 mm
	2.3 W 2.9 W 35 mm
	3 W 4.1 W 52 mm
Number of positions	8

Classifications

eCl@ss

eCl@ss 4.0	27180401
eCl@ss 4.1	27180401
eCl@ss 5.0	27180506
eCl@ss 5.1	27180506
eCl@ss 6.0	27180802
eCl@ss 7.0	27182702
eCl@ss 8.0	27182702

ETIM

ETIM 2.0	EC001031
ETIM 3.0	EC001031
ETIM 4.0	EC001031
ETIM 5.0	EC000886

UNSPSC

UNSPSC 6.01	31261501
UNSPSC 7.0901	31261501
UNSPSC 11	31261501
UNSPSC 12.01	31261501
UNSPSC 13.2	31261501

Approvals

Approvals

Electronic housing - EMG 22-B4 - 2946146

Approvals

Approvals

GOST / GOST

Ex Approvals

Approvals submitted

Approval details

GOST 

GOST 

Accessories

Accessories

Device marking

Marking material - EMG-GKS 22 - 2941594



Equipment marker tag, width 22 mm

Filler plug

Electronic housing - EMG-KA - 2941510



Terminal block/screw cover, set consisting of 50 strips each for terminal blocks and screw openings, 1 strip covers 12 terminal points.

Electronic housing - EMG 22-B4 - 2946146

Accessories

Marking material - EMG-GKS 12 - 2947035



Equipment marker, width 12 mm

Marking material - EMG-SGKS 10 - 2947585



Equipment marker, narrow

Necessary add-on products

Electronic housing - EMG 22-H 7,5MM KLAR - 2946159



Covering hood, for the contact and dust-protected encapsulation of the components, in transparent design. Height: 7.5 mm, width: 22.5 mm

Electronic housing - EMG 22-H 15MM KLAR - 2946162



Covering hood, for the contact and dust-protected encapsulation of the components, in transparent design. Height: 15 mm, width: 22.5 mm

Cover - EMG 22-H 35MM KLAR - 2942771



Covering hood, for the contact and dust-protected encapsulation of the components, in transparent design. Height: 35 mm, width: 22.5 mm

Electronic housing - EMG 22-B4 - 2946146

Accessories

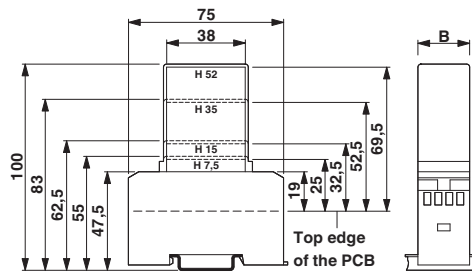
Electronic housing - EMG 22-H 52MM GN - 2946175



Covering hood, for the contact and dust-protected encapsulation of the components, in green design. Height: 52 mm, width: 22.5 mm

Drawings

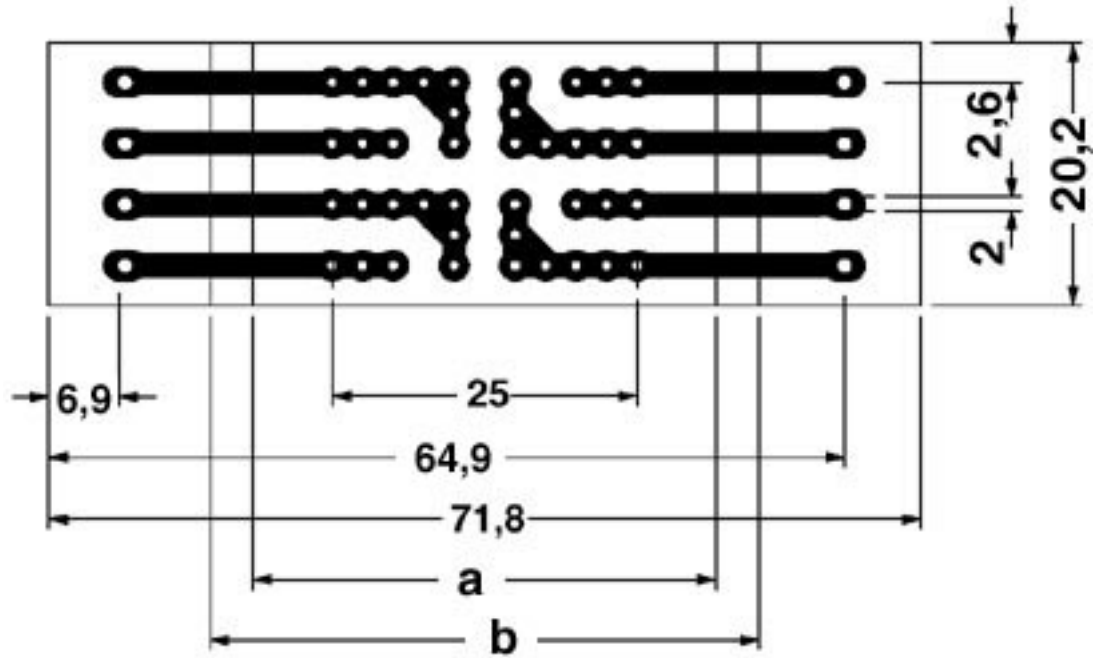
Dimensioned drawing



1 = Top edge of the PCB
B = Housing width

Electronic housing - EMG 22-B4 - 2946146

Dimensioned drawing



Pitch 5 mm

a = Area for mounting components, 38 mm in the hood
b = Area for mounting components, 45 mm in the housing