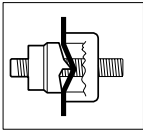
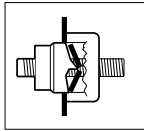


Knockout Punches

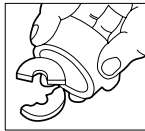
SLUG SPLITTER®



Unique Slug Splitter® punch design creates slug as the punch is drawn into the die.



Slug is split in half as punching operation is completed.



Split slugs fall free from the die and stud.

- Slug-Splitter® heavy-duty punches are designed to punch up thru 10 gauge (3.5 mm) stainless steel.
- Unique slug splitting design and tool steel construction easily punch 10 gauge mild steel and stainless steel.
- Heavy-duty dies and stainless steel draw studs for longer life.
- Excellent abrasion resistance for punching fiberglass and plastic.
- Slug-Splitter® Punch Units consist of: punch, die and draw stud. Check individual punch for specific capacity.
- U. S. Patent No. 4,543,722

SPECIFICATIONS

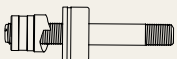
Capacity: Stainless steel up thru 10 gauge (3.5 mm).
 Application: 10 gauge stainless steel, mild steel, fiberglass and plastic enclosures.
 Hole Sizes:
 Conduit Sizes - Hole size is outside diameter of US conduit sizes.
 Example: 1/2" conduit size punch actually makes a 7/8" hole.
 Pg Sizes - European standard pipe sizes
 ISO Sizes - International Standards Organization pipe sizes.
 Operation: Operate with high leverage ratchet, hydraulic or battery driver only.

*"Custom Size" punches and dies available. Contact your Greenlee Distributor.

PUNCH		DIE		DRAW STUDS								
Punch		Die		Hole Size				Capacity		Draw Studs		
Cat./UPC No.	Cat./UPC No.	Conduit & Pipe	Actual		Pg	ISO	Stainless Steel		Hydraulic Drivers		Ratchet Driver*	
			ø (inch)	ø (mm)			GA.	(mm)	7804/7904	7646/7625	1904	
31117	31126	-	-	.598	15.2	9	-	12	2.5	29451	29451	30227
31119	31128	-	-	.732	18.6	11	-	12	2.5	29451	29451	30227
31120	31129	-	-	.803	20.4	13	20	12	2.5	29451	29451	30227
28154	28155	1/2"	7/8	.885	22.5	16	-	10	3.5	29451	29451	30227
28156	28157	3/4"	-	1.115	28.3	21	-	10	3.5	31872	29452	12098
36490	36489	-	1-7/32	1.210	30.5	-	-	10	3.5	31872	29452	12098
28158	28159	1"	1-11/32	1.362	34.6	-	-	10	3.5	31872	29452	12098
31122	31135	-	-	1.457	37.0	29	-	10	3.5	31872	29452	12098
28160	28161	1-1/4"	1-11/16	1.701	43.2	-	-	10	3.5	31872	29452	12098
31123	31131	-	-	1.850	47.0	36	-	10	3.5	-	29452	12098
28162	28163	1-1/2"	1-15/16	1.951	49.6	-	-	10	3.5	-	29452	12098
31124	31132	-	-	2.125	54.0	42	-	10	3.5	-	29452	12098
31125	31133	-	-	2.362	60.0	48	-	10	3.5	-	29452	12098
28165	28166	2"	2-3/8	2.416	61.5	-	-	10	3.5	-	29452	12098
04599	04598	-	-	0.638	16.2	-	16	12	2.5	29451	29451	30227
04602	04601	-	1	1.000	25.4	-	25	10	3.5	31872	29452	12098
04605	04603	-	-	1.280	32.5	-	32	10	3.5	31872	29452	12098
04608	04607	-	-	1.595	40.5	-	40	10	3.5	31872	29452	12098
04611	04609	-	2	2.000	50.8	-	50	10	3.5	-	29452	12098
04614	04613	-	-	2.520	64.0	-	63	10	3.5	-	29452	12098

* 16 ga. stainless steel capacity with ratchet driver.

PUNCH UNIT



Punch Unit - Includes Punch, Die & Draw		Hole Size				Capacity		Weight		Driver				Draw Stud
Cat. No.	UPC No.	Conduit & Pipe Size	Actual			Stainless Steel								
			ø inch	ø mm	GA.	mm	lbs.	kg	1904	7804/7904	LS60*	7646/7625		
745R-1/2	30384	1/2"	7/8	.885	22.5	16	1.5	.6	.27	x				30227
745H-1/2	29560	1/2"	7/8	.885	22.5	10	3.5	.7	.32		x	x	x	29451
740H-1-7/32 Oil Tight	29563	-	1-7/32	1.210	30.5	10	3.5	1.2	.54		x	x	x	29452

* Battery Powered Knockout Punch Driver

Ram and Hand Pump Hydraulic Driver Punch Kit

SLUG SPLITTER®



All Kits Feature:

- Slug-Splitter® Knockout Punches with capacities up thru 10 gauge (3.5 mm) stainless steel. Refer to individual punch capacity ratings.

7506 Kit Features:

- Fast, easy and simple to operate.
- Compact design makes this a perfect choice for use on construction sites and maintenance jobs.
- Will also drive 751 Cable Cutter head.
- Powerful 11-ton hydraulic ram.
- 3-foot hose.

Cat. No.	UPC No.	Description	Weight	
			lbs.	kg.
744	29619	1/2" through 1-1/4" Conduit Size Slug-Splitter® Knockout Punch Kit	5	2.3
7307	29528	1/2" through 2" Conduit Size Slug-Splitter® Knockout Punch Kit	10.4	4.7
7506	30385	1/2" through 2" Conduit Size Slug-Splitter® Knockout Punch Kit with Hydraulic Ram and Hand Pump	32	14.5

SPECIFICATIONS

Operation:

744/29619 - Quick Draw™ and Quick Draw 90™ hydraulic drivers, Battery-Powered drivers, 7646 and 7625 ram-type drivers.

7307/29528 - Quick Draw™ and Quick Draw 90™ hydraulic drivers, Battery-Powered drivers, 7646 and 7625 ram-type drivers.

7506/30385 - Hydraulic ram and hand pump included.

NOTE: See Slug-Splitter® Knockout Punch Units on page 42 for list of individual punch units.

	Cat. No.	UPC No.	Description	Hole Size				Capacity		Kit Cat./UPC No.		
				Conduit & Pipe Size	Actual		Stainless Steel		744/29619	7307/29528	7506/30385	
					ø inch	ø mm	GA	mm				
Punches & Dies	28154	28154	1/2" Conduit Size Punch	1/2"	7/8	.885	22.5	10	3.5	✓	✓	✓
	28155	28155	1/2" Conduit Size Die	1/2"	7/8	.885	22.5	10	3.5	✓	✓	✓
	28156	28156	3/4" Conduit Size Punch	3/4"	-	1.115	28.3	10	3.5	✓	✓	✓
	28157	28157	3/4" Conduit Size Die	3/4"	-	1.115	28.3	10	3.5	✓	✓	✓
	36490	36490	1-7/32" Punch	-	1-7/32	1.210	30.5	10	3.5		✓	
	36489	36489	1-7/32" Die	-	1-7/32	1.210	30.5	10	3.5		✓	
	28158	28158	1" Conduit Size Punch	1"	1-11/32	1.362	34.6	10	3.5	✓	✓	✓
	28159	28159	1" Conduit Size Die	1"	1-11/32	1.362	34.6	10	3.5	✓	✓	✓
	28160	28160	1-1/4" Conduit Size Punch	1-1/4"	1-11/16	1.701	43.2	10	3.5	✓	✓	✓
	28161	28161	1-1/4" Conduit Size Die	1-1/4"	1-11/16	1.701	43.2	10	3.5	✓	✓	✓
	28162	28162	1-1/2" Conduit Size Punch	1-1/2"	1-15/16	1.951	49.6	10	3.5		✓	✓
	28163	28163	1-1/2" Conduit Size Die	1-1/2"	1-15/16	1.951	49.6	10	3.5		✓	✓
	28165	28165	2" Conduit Size Punch	2"	2-3/8	2.416	61.5	10	3.5		✓	✓
	28166	28166	2" Conduit Size Die	2"	2-3/8	2.416	61.5	10	3.5		✓	✓
Draw Studs and Misc.	29451	29451	7/16" x 4-1/4" Draw Stud							✓	✓	✓
	29452	29452	3/4" x 5-1/2" Draw Stud								✓	✓
	29529	29529	Metal Case								✓	
	19193	19193	Metal Case							✓		
	31068	31068	Metal Case									✓
	746SS	30387	Ram (includes 1 each of the following 3 items)									✓
	29452	29452	- 3/4" x 5-1/2" Draw Stud									✓
	54167	54167	- 1/4" Female Coupler									✓
	54168	54168	- Dust Plug									✓
	15908	15908	Spacer Group (includes 1 each of the following 3 items)									✓
	1924AA	03248	- Spacer-Short									✓
	1925AA	03249	- Spacer-Medium									✓
	1926AA	06904	- Spacer-Long									✓
	767	13284	Hydraulic Hand Pump									✓
	38316	38316	High Pressure Hose Unit-1/4" x 3' (includes 1 each of the following 3 items)									✓
	54169	54169	- 1/4" Male Coupler									✓
	54170	54170	- Dust Cap									✓
921GB	50386	- High Pressure Hose-1/4" x 3'									✓	

