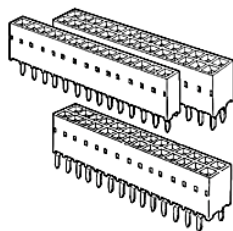


**75915-315LF - DUBOX™ : 15  
Position PCB Mounted  
Receptacle Through Mount,  
Top Entry, Single Row**



[www.fci.com](http://www.fci.com)

### Mating Half

▷ 77311-401-15LF

▷ 95293-101-15LF

### Specifications

<b>General</b>	
Hold Down Style	No Locating Pegs
Number of contacts (per row)	15
Number of contacts (Total)	15
Number of rows	1
Orientation	Vertical
Packaging	Tube
Mating half	Mates with 0.64 mm (0.025 in.) Square pins.
Series Number	75915
<b>Dimensional</b>	
Thickness (Board)	1.6 mm (0.062 in.) or 2.36 mm (0.093 in.)
Footprint (Board)	2.54 mm x 2.54 mm (0.1 in. x 0.1 in.)
<b>Electrical</b>	
Current rating	3A max. per Contact/2A max. per Contact for Full Load
Resistance (Contact)	15 milli ohms Initial, 20 milli ohms After test
Resistance (Insulation)	100000 M-ohms
Voltage rating	1000V rms
<b>Mechanical</b>	
Insertion force	1.50N (150 gf) per Contact
Withdrawal Force	0.3N (30 gf) min. per Contact
<b>Mounting</b>	
Solder process	Compatible with Wave Soldering Processes
<b>Physical</b>	
Color (Housing)	Blue
Material (Contact)	Phosphor Bronze
Material (Housing)	Glass - Filled Thermoplastic Polyester
Plating (Contact area)	0.76 µm (30 µin.) Gold

<b>Plating (Tail)</b>	2.54 µm (100 µin.) Tin
<b>Underplating (Contact)</b>	1.27 µm (50 µin.) Nickel
<b>Flammability rating</b>	UL 94 V-0
<b>Temperature (Range)</b>	-65 °C to +125 °C
<b>Approvals / Certifications</b>	
<b>UL File Number</b>	E66906
<b>CSA File Number</b>	LR46923
<b>Approvals / Certifications</b>	UL and CSA Approved

PRODUCT NUMBER  
75915-YXXXLF

WHEN NEEDED, SUFFIX LETTER "LF"  
INDICATES THE PRODUCT IS RoHS  
COMPATIBLE, SEE NOTE 6

OPTIONAL LETTER.

G: HIGH TEMPERATURE BLACK PRODUCT.

H: HIGH TEMPERATURE GREY PRODUCT.

NUMBER OF POSITIONS: 02 TO 50.

PLATING CODE

3= 0.76µm GOLD ON CONTACT AREA.

3.81µm TIN-LEAD ON TAIL.

4= 5µm TIN-LEAD ON CONTACT AREA.

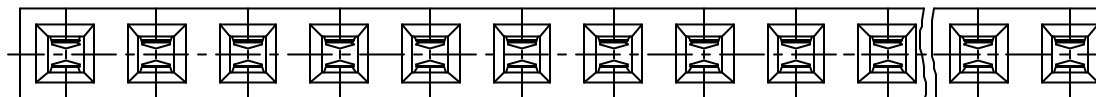
3.81µm TIN-LEAD ON TAIL.

8= 0.38µm GOLD ON CONTACT AREA.

3.81µm TIN-LEAD ON TAIL.

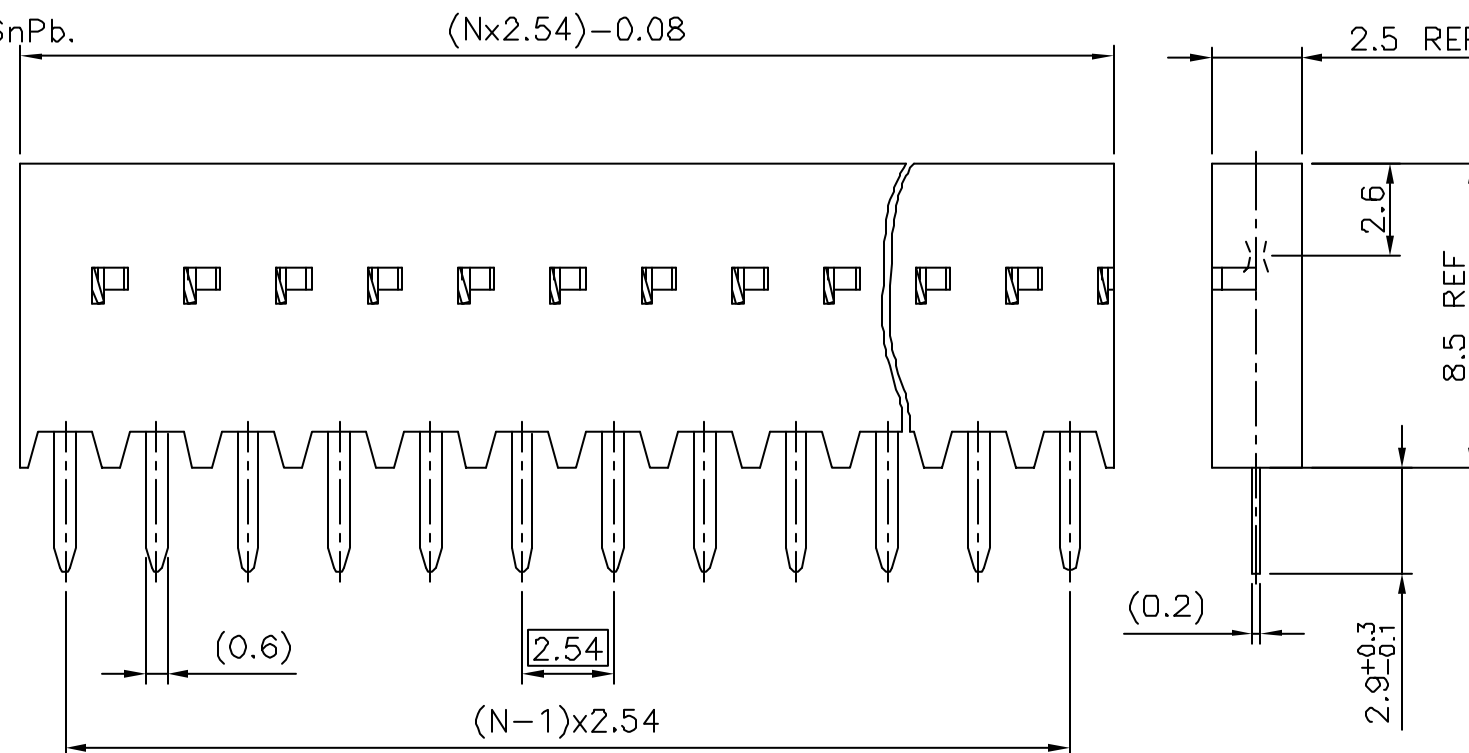
WHEN SUFFIX "LF" IS REQUIRED, 2µm MIN MATTE

TIN OVER 1.27 MIN Ni IS SUPPLIED INSTEAD OF SnPb.



NOTES:

- 1 - HOUSING MAT'L: THERMOPLASTIC GLASS FILLED  
FLAME RETARDANT PER UL 94 V-0.  
LOW TEMPERATURE: COLOR BLUE.  
HIGH TEMPERATURE: COLOR GREY OR BLACK.
- 2 - TERMINAL MATERIAL: PHOSPHOR BRONZE.
- 3 - 2 UP TO 4 POSITIONS PRODUCT PACKED IN PLASTIC BOX.  
5 UP TO 50 POSITIONS PRODUCT PACKED IN TUBE.
- 4 - TO DETERMINE DIMENSIONS:  
N = NUMBER OF POSITIONS  
EXAMPLE: 8 POS: (Nx2.54)-0.08=20.24 mm
- 5 - HE13 PRINTING ON 75915-3xx PRODUCT.
- 6 - RoHS COMPATIBLE PRODUCT SPECIFICATIONS
  - a - PLATING:
    - "LF" MEANS THE PRODUCT IS LEAD-FREE,  
2µm MINIMUM MATTE TIN OVER 1.27µm  
MINIMUM NICKEL UNDERPLATE.
  - b - MANUFACTURING PROCESS COMPATIBILITY
    - THE HOUSING WILL WITHSTAND EXPOSURE TO  
260°C ±5°C SOLDER BATH TEMPERATURE FOR  
5 SECONDS IN A WAVE SOLDER APPLICATION  
WITH A 1.6mm MIN THICK CIRCUIT BOARD.
  - c - LABELING:
    - MEETS PACKAGING SPECS AS PER GS-14-920
  - d - LEGAL STATEMENT: SEE GS-22-008
- 7 - PRINTING & HOLE PATTERN SEE NEXT SHEET.



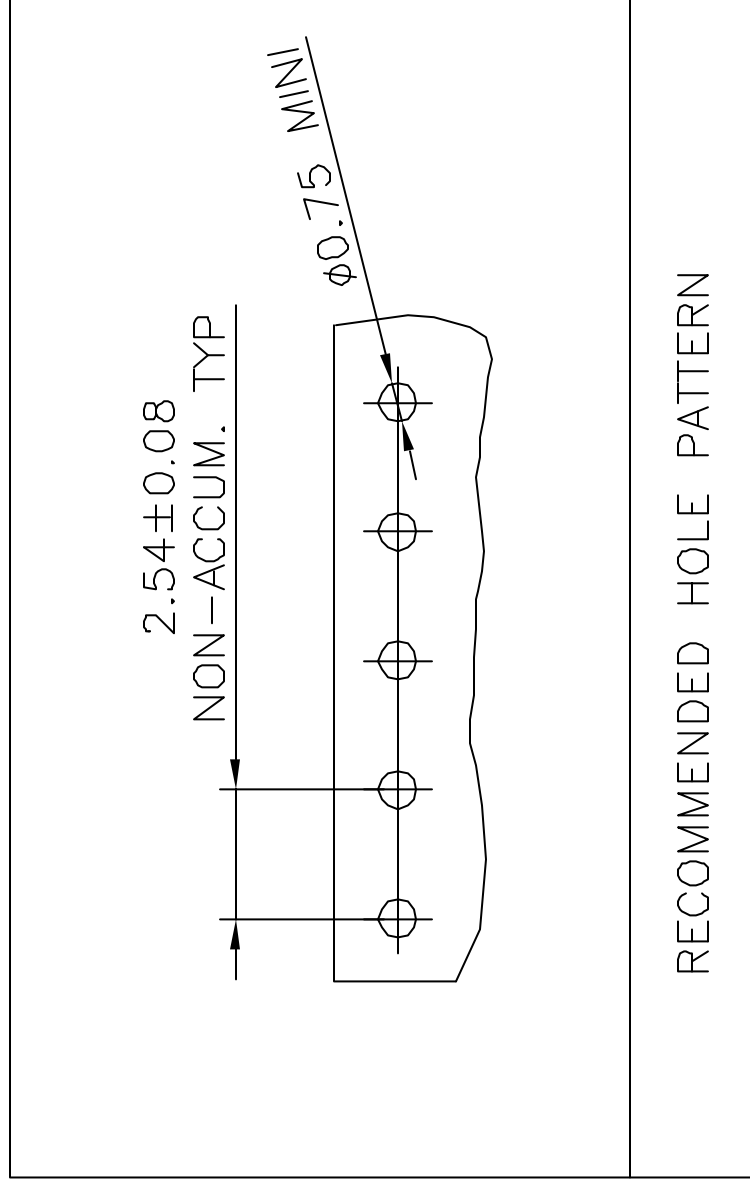
mat'l. code SEE NOTE 1		surface ISO 1302 ✓		tolerance ISO 406 ISO 1101		projection mm		product family DUBOX	
ltr	ecn na	dr	date	tolerances unless otherwise specified		mm		title BtB RECEPT. VERT SR TMT	
AD	F06-0204	DLE	06.06.20	angles	Linear	±0.3		dwg no 75915	
AE	F07-0109	DLE	07.01.16	±2'		scale 5:1		sheet 1 of 2 size A3	
AF	F09-0030	LMU	09.03.16			FCJ		type CUSTOMER Drawing	
AA	F04-0347	DLE	04.09.23	dr	D.LEGRAND	96.04.01			
AB	F05-0230	DLE	05.08.08	enr	P.NIZZI	96.04.01			
AC	F06-0150	DLE	06.03.17	chr	D.LEGRAND	96.04.01			
				appd	P.NIZZI	96.04.01			
sheet index	revision	AF	D						
	sheet	1	2						

A

B

C

D



RECOMMENDED HOLE PATTERN

Copyright FCI

FCIconnect.com



mat'l. code		surface		tolerance		projection		product family	
SEE SHEET 1		ISO 1302 ✓		ISO 406 ISO 1101				DUBOX	
ltr ecn no dr		tolerances unless otherwise specified		±0.3		mm		title	
A F04-0347 DLE		angles		linear		scale N/A		BtB RECEPT.	
B F05-0230 DLE		±2'		D.LEGRAND		FCI		VERT SR TMT	
C F06-0204 DLE		D.LEGRAND		04.09.23		dwg no		sheet 2 of - size	
D F07-0109 DLE		P.NIZZI		04.09.23		75915		A4	
revision		chr		04.09.23		CUSTOMER		Drawing	
sheet		appd		P.NIZZI		type		Drawing	
index		04.09.23		04.09.23		CUSTOMER		Drawing	