

Professionally approved products.

Datasheet

Constant Voltage LED Driver 96W 48V 2A RS

RS Stock number 660-0237



■ Features :

- Universal AC input / Full range (up to 295VAC)
- High efficiency up to 88.5%
- Protections: Short circuit / Over current / Over voltage / Over temperature
- Cooling by free air convection
- Built-in active PFC function
- Fully isolated plastic case with IP64 level
- Pass LPS
- Class 2 power unit
- 100% full load burn-in test
- High reliability
- Suitable for LED lighting and moving sign applications
- Suitable for dry / damp locations
- Compliance to worldwide safety regulations for lighting

Professionally approved products.

Datasheet

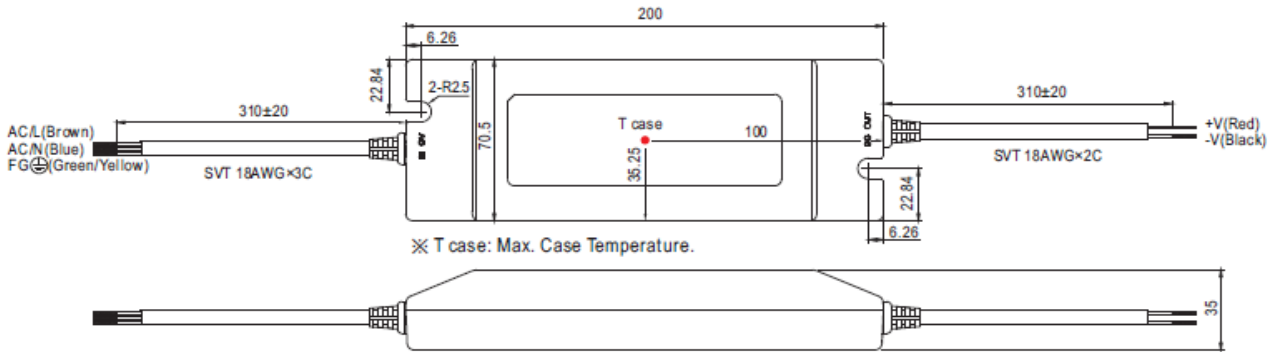
MODEL		PLN-100-12	PLN-100-15	PLN-100-20	PLN-100-24	PLN-100-27	PLN-100-36	PLN-100-48
OUTPUT	DC VOLTAGE	12V	15V	20V	24V	27V	36V	48V
	CONSTANT CURRENT REGION <small>Note.5</small>	9 ~ 12V	11.25 ~ 15V	15 ~ 20V	18 ~ 24V	20.25 ~ 27V	27 ~ 36V	36 ~ 48V
	RATED CURRENT <small>Note.5</small>	5A	5A	4.8A	4A	3.55A	2.65A	2A
	RATED POWER <small>Note.5</small>	60W	75W	96W	96W	95.85W	95.4W	96W
	RIPPLE & NOISE (max.) <small>Note.2</small>	150mVp-p	150mVp-p	150mVp-p	150mVp-p	150mVp-p	150mVp-p	200mVp-p
	VOLTAGE ADJ. RANGE (SVR1)	10.2 ~ 12V	12.8 ~ 15V	17 ~ 20V	20.4 ~ 24V	23 ~ 27V	30.6 ~ 36V	40.8 ~ 48V
	CURRENT ADJ. RANGE (SVR2)	3.75 ~ 5A	3.75 ~ 5A	3.6 ~ 4.8A	3 ~ 4A	2.6 ~ 3.55A	2 ~ 2.65A	1.5 ~ 2A
	VOLTAGE TOLERANCE <small>Note.3</small>	±3.0%	±3.0%	±3.0%	±3.0%	±3.0%	±2.0%	±2.0%
	LINE REGULATION	±1.0%						
	LOAD REGULATION	±2.0%						
	SETUP, RISE TIME	500ms, 80ms/230VAC 1200ms, 80ms/115VAC at full load						
HOLD UP TIME (Typ.)	60ms/230VAC 16ms/115VAC at full load							
INPUT	VOLTAGE RANGE <small>Note.4</small>	90 ~ 295VAC 127 ~ 417VDC						
	FREQUENCY RANGE	47 ~ 63Hz						
	POWER FACTOR (Typ.)	PF>0.95/115VAC, PF>0.95/230VAC, PF>0.92/277VAC at full load (Please refer to "Power Factor Characteristic" curve)						
	TOTAL HARMONIC DISTORTION	THD< 20% when output loading≥75% at 115VAC/230VAC input and output loading≥75% at 277VAC input						
	EFFICIENCY (Typ.)	83%	85%	88.5%	88.5%	88%	88%	88.5%
	AC CURRENT (Typ.)	12V:0.8A/115VAC 0.4A/230VAC 0.3A/277VAC 15V:0.9A/115VAC 0.45A/230VAC 0.35A/277VAC 20V ~ 48V:1.1A/115VAC 0.55A/230VAC 0.45A/277VAC						
	INRUSH CURRENT (Typ.)	COLD START 40A(twidth=1030µs measured at 50% Ipeak) at 230VAC						
	MAX. No. of PSUs on 16A CIRCUIT BREAKER	3 units (circuit breaker of type B) / 5 units (circuit breaker of type C) at 230VAC						
	LEAKAGE CURRENT	<0.75mA / 240VAC						
PROTECTION	OVER CURRENT	95 ~ 102% Protection type : Constant current limiting, recovers automatically after fault condition is removed						
	SHORT CIRCUIT	Hiccup mode, recovers automatically after fault condition is removed						
	OVER VOLTAGE	13 ~ 16V	16.5 ~ 20V	22 ~ 27V	27 ~ 34V	30 ~ 36V	39 ~ 48V	52 ~ 64V
	OVER TEMPERATURE	Shut down o/p voltage, re-power on to recover						
	ENVIRONMENT	WORKING TEMP.	-30 ~ +50°C (Refer to "Derating Curve")					
	WORKING HUMIDITY	20 ~ 95% RH non-condensing						
	STORAGE TEMP., HUMIDITY	-40 ~ +80°C, 10 ~ 95% RH						
	TEMP. COEFFICIENT	±0.03%/°C (0 ~ 50°C)						
	VIBRATION	10 ~ 50Hz, 2G 12min./1cycle, period for 72min. each along X, Y, Z axes						
SAFETY & EMC	SAFETY STANDARDS <small>Note.7</small>	UL879, UL1310, UL8750, CSA C22.2 No.207-M89(except for 48V), TUV EN61347-1, EN61347-2-13 independent, TUV EN60950-1, CAN/CSA C22.2 No. 223-M91(except for 48V), CSA C22.2 No. 250.0-08(except for 48V), IP64, J61347-1, J61347-2-13 approved ; design refer to UL60950-1						
	WITHSTAND VOLTAGE	I/P-O/P:3.75KVAC I/P-FG:2KVAC O/P-FG:0.5KVAC						
	ISOLATION RESISTANCE	I/P-O/P:100M Ohms / 500VDC / 25°C/ 70% RH						
	EMC EMISSION	Compliance to EN55015, EN55022 (CISPR22) Class B, EN61000-3-2 Class C (>75% load) ; EN61000-3-3						
	EMC IMMUNITY	Compliance to EN61000-4-2,3,4,5,6,8,11, EN61547, EN55024, light industry level (surge 4KV), criteria A						
OTHERS	MTBF	303.1Khrs min. MIL-HDBK-217F (25°C)						
	DIMENSION	200*70.5*35mm (L*W*H)						
	PACKING	0.52Kg; 20pcs/12.5Kg/0.9CUFT						

Professionally approved products.

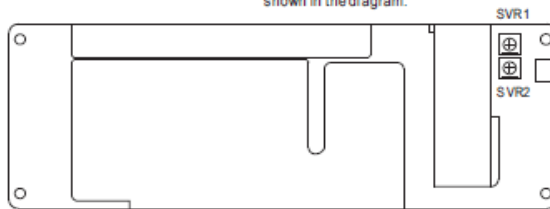
Datasheet

Mechanical Specification

Case No.955A Unit:mm



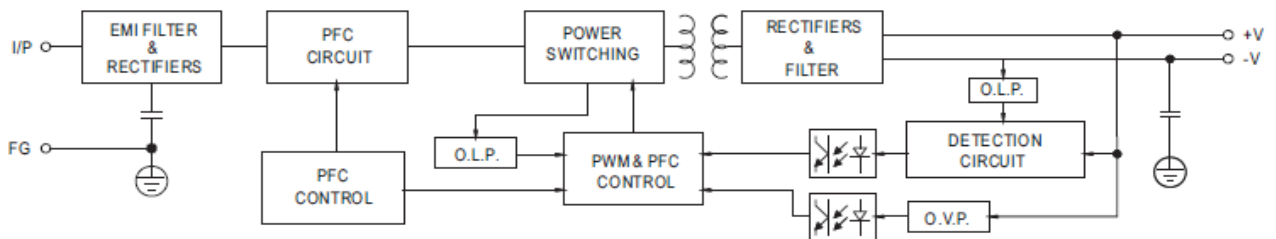
Output voltage and current adjustment : remove the upper case and adjust through SVR1 & SVR2 shown in the diagram.



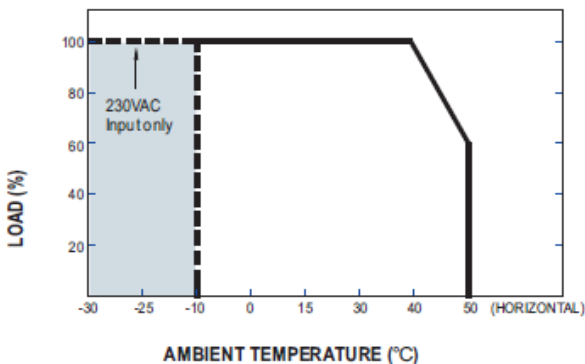
SVR1	Output voltage adjustment
SVR2	Output current adjustment

Block Diagram

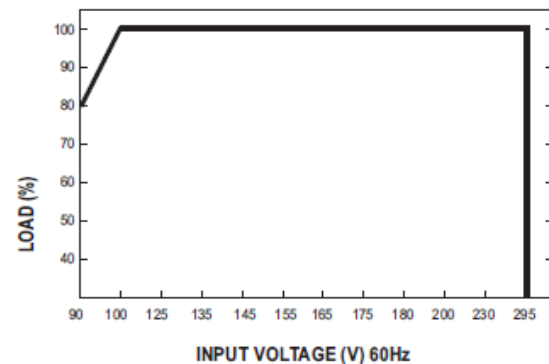
Fosc : 100KHz



Derating Curve

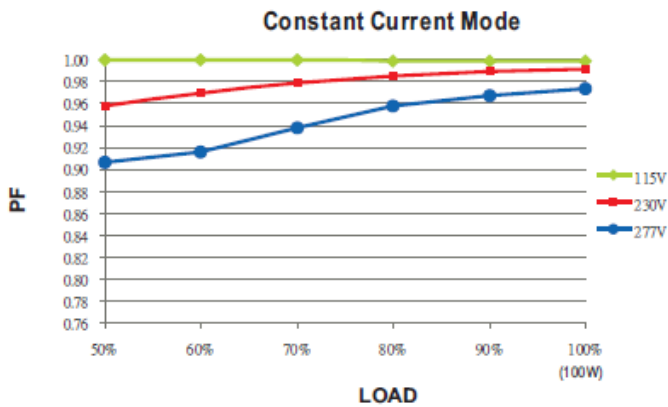


Static Characteristics



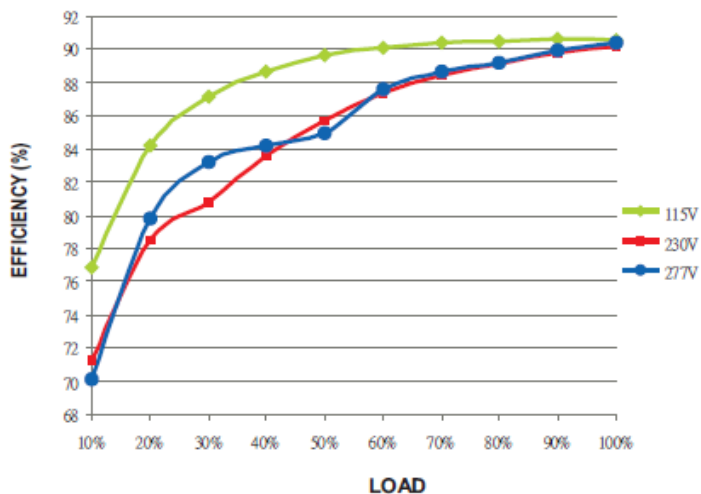
Professionally approved products. Datasheet

Power Factor Characteristic

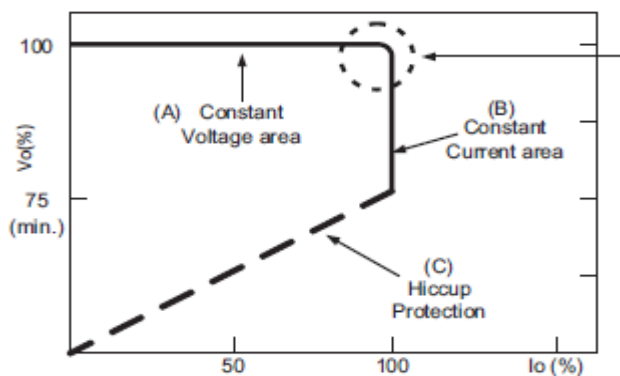


EFFICIENCY vs LOAD (48V Model)

PLN-100 series possess superior working efficiency that up to 88.5% can be reached in field applications.



DRIVING METHODS OF LED MODULE



Typical LED power supply I-V curve