Inline terminal - IB IL 24 DO 4/EF-PAC - 2701009

Please be informed that the data shown in this PDF Document is generated from our Online Catalog. Please find the complete data in the user's documentation. Our General Terms of Use for Downloads are valid
(http://phoenixcontact.com/download)

Inline digital output terminal block, complete with accessories (connector and labeling field), 4 outputs, 24 V DC, 500 mA, 3-wire connection method

Key commercial data

Packing unit	1
GTIN	4 046356 681056
Custom tariff number	85389091

Technical data

Dimensions

Width	12.2 mm
Height	119.8 mm
Depth	71.5 mm
Note on dimensions	Housing dimensions

Ambient conditions

Ambient temperature (operation)	-25 °C ... 55 °C
Ambient temperature (storage/transport)	-25 °C ... 85 °C
Permissible humidity (operation)	10 % ... 95 % (according to DIN EN 61131-2)
Permissible humidity (storage/transport)	10 % ... 95 % (according to DIN EN 61131-2)
Air pressure (operation)	70 kPa ... 106 kPa (up to 3000 m above sea level)
Air pressure (storage/transport)	70 kPa ... 106 kPa (up to 3000 m above sea level)
Degree of protection	IP20

General

Weight	66 g
Note on weight specifications	with connector
Mounting type	DIN rail
Protection class	III, IEC 61140, EN 61140, VDE 0140-1

Inline terminal - IB IL 24 DO 4/EF-PAC - 2701009

Technical data

General

Test section	5 V supply, incoming remote bus/7.5 V supply (bus logics) 500 V AC 50 Hz 1 min
	5 V supply, outgoing remote bus/7.5 V supply (bus logics) 500 V AC 50 Hz 1 min
	7.5 V supply (bus logics)/24 V supply (I/O) 500 V AC 50 Hz 1 min
	24 V supply (I/O) / functional earth ground 500 V AC 50 Hz 1 min
Diagnostics messages	Short-circuit / overload of the digital outputs Error message in the diagnostic code (bus) and display (2 Hz) via the LED (D) on the module

Interfaces

Fieldbus system	Lokalbus
Designation	Inline local bus
Connection method	Inline data jumper
Transmission speed	500 kBit/s

Power supply for module electronics

Supply voltage	24 V DC (via voltage jumper)
Supply voltage range	19.2 V DC ... 30 V DC (including all tolerances, including ripple)
Communications power U_L	7.5 V (via voltage jumper)
Current consumption	max. 44 mA (from the local bus)
Power consumption	max. 0.33 W (at U_L)

Inline potentials

Communications power U_L	7.5 V DC
Current consumption from U_L	max. 44 mA
Main circuit supply U_M	24 V DC
Segment supply voltage U_S	24 V DC (nominal value)
Current consumption from U_S	max. 2 A

Digital outputs

Output name	Digital outputs
Connection method	Spring-cage connection
	2, 3-wire
Number of outputs	4
Protective circuit	Overload protection, short-circuit protection of outputs Zener diode in output chip
Output voltage	24 V DC (U_S - 1 V)
Nominal output voltage	24 V DC
Maximum output current per channel	500 mA
Maximum output current per module	2 A
Nominal load, inductive	12 VA (1.2 H; 50 Ω)
Nominal load, lamp	12 W
Nominal load, ohmic	12 W (48 Ω)

Inline terminal - IB IL 24 DO 4/EF-PAC - 2701009

Classifications

eCl@ss

eCl@ss 4.0	27240404
eCl@ss 4.1	27240404
eCl@ss 5.0	27242204
eCl@ss 5.1	27242604
eCl@ss 6.0	27242604
eCl@ss 7.0	27242604

ETIM

ETIM 2.0	EC001433
ETIM 3.0	EC001599
ETIM 4.0	EC001599
ETIM 5.0	EC001599

UNSPSC

UNSPSC 6.01	43172015
UNSPSC 7.0901	43201404
UNSPSC 11	39121311
UNSPSC 12.01	39121311
UNSPSC 13.2	39121311

Accessories

Accessories

Labeling panel

Labeling field - IB IL FIELD 2 - 2727501

Labeling field, width: 12.2 mm

Plug

Inline connector - IB IL SCN-12 - 2726340

Connector, for digital 4 or 16-channel Inline terminals

Inline terminal - IB IL 24 DO 4/EF-PAC - 2701009

Accessories

Inline connector - IB IL SCN-12-OCP - 2727624

Connector, colored identification, for digital 4, or 16-channel Inline output terminal blocks

Terminal marking

Insert strip - ESL 62X10 - 0809492

Insert strip, Sheet, white, unlabeled, can be labeled with: Office printing systems, Plotter: Laser printer, Mounting type: Insert, Lettering field: 62 x 10 mm

Drawings

Connection diagram

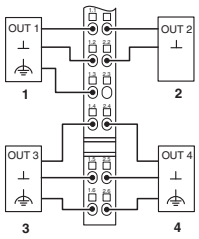

Dimensioned drawing

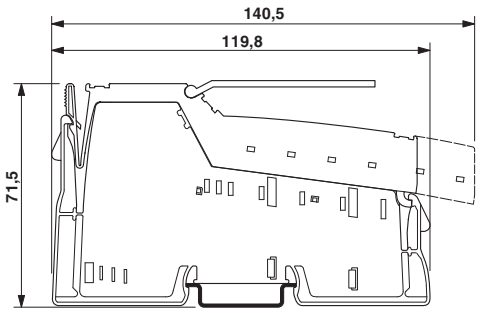

Inline terminal - IB IL 24 DO 4/EF-PAC - 2701009

Block diagram

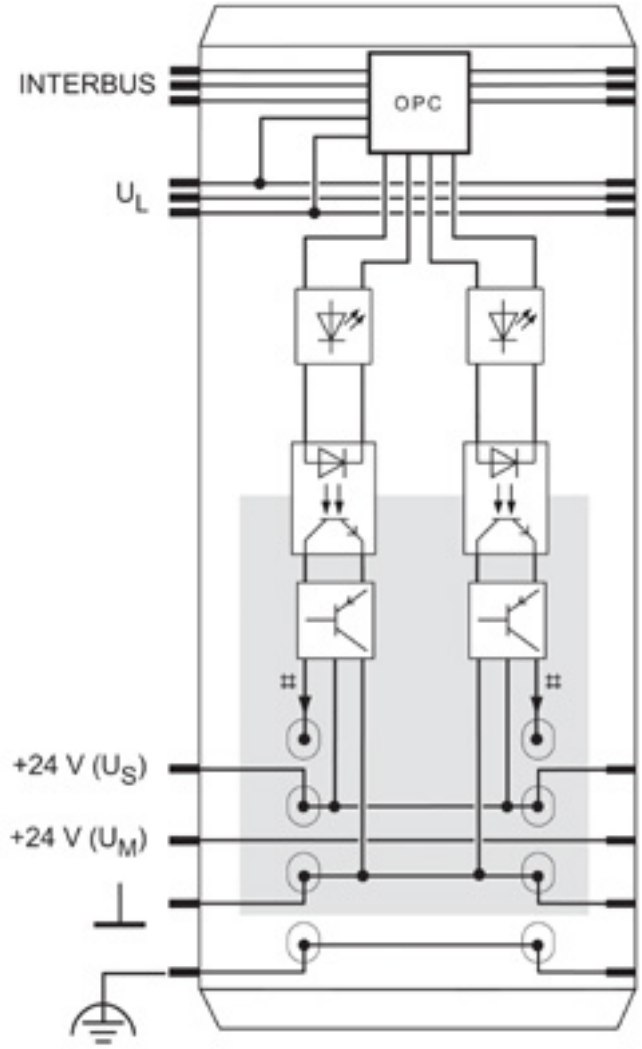

Phoenix Contact 2015 © - all rights reserved
http://www.phoenixcontact.com