

Panel feed-through terminal block - HDFK 16-VP/Z - 0717063


Please be informed that the data shown in this PDF Document is generated from our Online Catalog. Please find the complete data in the user's documentation. Our General Terms of Use for Downloads are valid (<http://phoenixcontact.com/download>)



Panel feed-through terminal block, Connection method: Screw connection, Cable lug connection, Load current : 101 A, Cross section: 0.5 mm² - 25 mm², AWG 20 - 4, Connection direction of the conductor to plug-in direction: 0 °, Width: 12.1 mm, Color: gray



Key commercial data

Packing unit	50 pc
Minimum order quantity	50 pc
GTIN	 4 017918 811075
Weight per Piece (excluding packing)	27.48 g
Custom tariff number	85369010
Country of origin	Greece
Note	Made to Order (non-returnable)

Technical data

General

Number of levels	1
Number of connections	2
Color	gray
Inflammability class according to UL 94	V0
Rated surge voltage	6 kV
Pollution degree	3
Surge voltage category	III
Insulating material group	I
Connection in acc. with standard	IEC 60947-7-1
Nominal current I _N	76 A
Nominal voltage U _N	500 V
Open side panel	nein
Number of positions	1

Dimensions

Panel feed-through terminal block - HDFK 16-VP/Z - 0717063

Technical data

Dimensions

Width	12.1 mm
Length	48.9 mm

Connection data

Note	Terminal sleeve
Connection side	Outside
Connection method	Screw connection
Conductor cross section solid min.	0.5 mm ²
Conductor cross section solid max.	25 mm ²
Conductor cross section stranded min.	0.5 mm ²
Conductor cross section stranded max.	16 mm ²
Conductor cross section AWG/kcmil min.	20
Conductor cross section AWG/kcmil max.	4
Conductor cross section stranded, with ferrule without plastic sleeve min.	0.5 mm ²
Conductor cross section stranded, with ferrule without plastic sleeve max.	16 mm ²
Conductor cross section stranded, with ferrule with plastic sleeve min.	0.5 mm ²
Conductor cross section stranded, with ferrule with plastic sleeve max.	16 mm ²
2 conductors with same cross section, solid min.	0.5 mm ²
2 conductors with same cross section, solid max.	6 mm ²
2 conductors with same cross section, stranded min.	0.5 mm ²
2 conductors with same cross section, stranded max.	6 mm ²
2 conductors with same cross section, stranded, ferrules without plastic sleeve, min.	0.5 mm ²
2 conductors with same cross section, stranded, ferrules without plastic sleeve, max.	6 mm ²
2 conductors with same cross section, stranded, TWIN ferrules with plastic sleeve, min.	0.5 mm ²
2 conductors with same cross section, stranded, TWIN ferrules with plastic sleeve, max.	6 mm ²
Stripping length	16 mm
Internal cylindrical gage	B7
Screw thread	M5
Tightening torque, min	2 Nm
Tightening torque max	2.3 Nm
Connection side	Inside
Connection method	Cable lug connection
Screw thread	M5
Tightening torque, min	2.5 Nm
Tightening torque max	3 Nm

Panel feed-through terminal block - HDFK 16-VP/Z - 0717063

Classifications

eCl@ss

eCl@ss 4.0	27141131
eCl@ss 4.1	27141131
eCl@ss 5.0	27141134
eCl@ss 5.1	27141134
eCl@ss 6.0	27141134
eCl@ss 7.0	27141134
eCl@ss 8.0	27141134

ETIM

ETIM 2.0	EC001283
ETIM 3.0	EC001283
ETIM 4.0	EC001283
ETIM 5.0	EC001283

UNSPSC

UNSPSC 6.01	30211811
UNSPSC 7.0901	39121410
UNSPSC 11	39121410
UNSPSC 12.01	39121410
UNSPSC 13.2	39121410

Approvals

Approvals


Approvals

UL Recognized / cUL Recognized / PRS / EAC / cULus Recognized

Ex Approvals

Approvals submitted

Approval details

UL Recognized 			
		B	C
mm ² /AWG/kcmil	20-4	20-4	20-4

Panel feed-through terminal block - HDFK 16-VP/Z - 0717063

Approvals

		B	C
Nominal current I _N	85 A	85 A	85 A
Nominal voltage U _N	600 V	600 V	600 V

cUL Recognized

		B	C
mm ² /AWG/kcmil	20-4	20-4	20-4
Nominal current I _N	85 A	85 A	85 A
Nominal voltage U _N	600 V	600 V	600 V

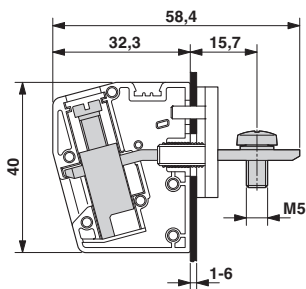
PRS

EAC

cULus Recognized

Drawings

Dimensioned drawing



Dimensioned drawing

