



ENGLISH

## Datasheet

# ABS Instrument Case, 30 x 270 x 37.5mm

RS Stock number 504-760



## IBX INSTRUMENT CASES

IBX is a strong, easily assembled enclosure which provides facilities for circuit boards, power supplies, interconnections, controls and displays.

Four individual sizes are available in heights from 25mm to 100mm. The three largest sizes are suitable for either desktop or portable applications.

Portable versions (Type B) accept a strong tilt and swivel carrying handle which is ordered separately.

The handle providing a comfortable carrying facility and tilt mechanism with increments of 30°. The aluminium cross-bar incorporates a label recess.

Horizontal and vertical PCB guides are incorporated in the side infill mouldings; the horizontal guides being suitable for 6U Eurocards of either 160 or 220mm depths.

Four self-adhesive PCB mounting clips are supplied with each case. These may be positioned accurately using the reference grid which appears on both the top and base mouldings.

A range of plastic sloping front panels and captured or screw-on anodised aluminium panels are available as accessories.

Each IBX case is supplied with four moulded non-slip feet which allow units to be stacked.

### CONSTRUCTION

IBX mouldings are manufactured in a durable high quality ABS material.

Top and base mouldings are separated by side infills which give four different heights.

Four assembly screws pass through the feet, base panel and infills and secure to inserts in the top panel.

The three largest sizes are available with their infill mouldings pre-drilled to allow fitting of a carrying handle, (Type B).

### MATERIAL SPECIFICATION

All mouldings	: ABS
Temp. range	: -40°C to + 80°C
Flame class ratings	: UL94-HB
Screw on panels	: 3mm Anodised aluminium
Captured panels	: 1,2mm Anodised aluminium
Chassis plate	: 1,6mm Anodised aluminium
PCB clip	: Nylon 66
Handle cross bar	: Anodised aluminium
Colours	: Top, base, infills, sloping front panels, light grey BS4800 00A01. Handle assembly, feet, mid grey BS4800 00A05

### CONTENTS OF KIT

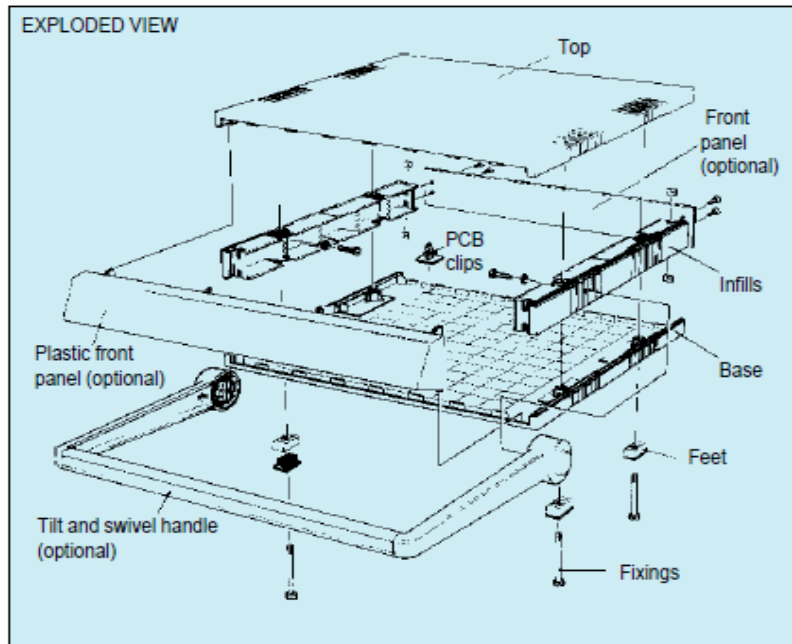
Order front panels separately

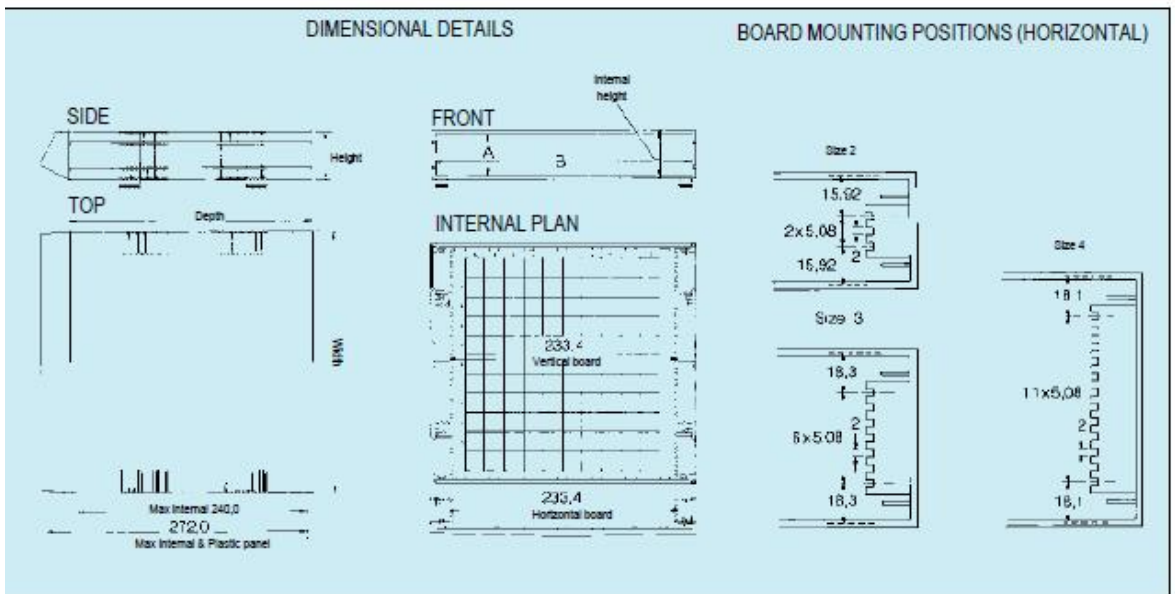
#### Type A IBX

- 1 top cover
- 1 base cover
- 2 infills (except 25mm)
- 4 assembly screws
- 4 feet mouldings
- 4 rubber feet inserts
- 4 PCB mounting clips

#### Type B IBX (No size 1 version)

- As above but including:
  - 2 side infills drilled for carry handle





### TILT AND SWIVEL CARRY HANDLE

This is a robust handle, ideal for portable applications, providing a comfortable carrying facility and tilt mechanism with increments of 30°. The aluminium cross-bar incorporates a label recess. Each handle is supplied fully assembled and is easily attached to the case. Please order Type B IBX cases when a carrying handle is to be used. These include side infills which have been pre-drilled to accept the handle mounting screws. The carry handle will support a maximum load of 200N.

### TYPE A IBX CASES

Size	Dimensions						Order code
	Height	Width	Depth	Int. height	A	B	
1	25	275,0	250,0	19	14,3	263,8	500-54501G
2	50	275,0	250,0	44	39,3	263,8	500-54502D
3	75	275,0	250,0	69	64,3	263,8	500-54503A
4	100	275,0	250,0	94	89,3	263,8	500-54504J

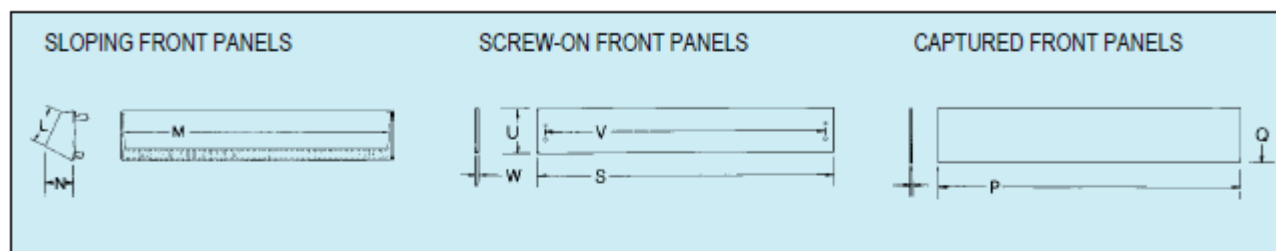
Ordering information

### TYPE B IBX CASES (FOR USE WITH CARRY HANDLE)

Size	Dimensions				Case		Carry handle code	Order code
	Height	Width	Depth	Int. height	A	B		
2	50	275,0	250,0	44	39,3	263,5	500-54750B	500-54505F
3	75	275,0	250,0	69	64,3	263,5	500-54751K	
4	100	275,0	250,0	94	89,3	263,5	500-54752G	

Ordering information

## IBX INSTRUMENT CASES



### SLOPING FRONT PANELS

The inclined display face of these front panels gives an improved viewing angle for desk mounted applications. They also provide additional internal space and cooling by way of a row of slots on the underface of the mouldings.

**MATERIAL SPECIFICATION**  
ABS

**CONTENTS OF KIT**  
1 panel

### SCREW-ON FRONT PANELS

These removable anodised aluminium front panels are attached to the infill mouldings and allow easy access without the need to dismantle the unit. Once assembled to the infills at both the front and rear they form a rigid chassis, thus allowing all wiring and testing to be carried out prior to the final assembly of the top and base.

**MATERIAL SPECIFICATION**

3,0mm Anodised aluminium

**CONTENTS OF KIT**  
1 panel  
Fixings

### CAPTURED FRONT PANELS

These anodised aluminium front panels are captured in slots in both the top and base during assembly of the unit. This provides an attractive frontal appearance with no obvious fixings and additional security.

**MATERIAL SPECIFICATION**

1,2mm Anodised aluminium

**CONTENTS OF KIT**  
1 panel

### IBX FRONT PANELS

Ordering information

For case size	Plastic sloping front panels				Screw-on front panels					Captured panels				
	Dimensions			Order code	Dimensions					Order code	Dimensions			Order Code
	L	M	N		S	T	U	V	W		P	Q	R	
1	-	-	-	-	-	-	-	-	-	-	-	-	-	-
2	37,5	270,0	30,0	500-54506C	263,5	13,0	39,0	250,0	3,0	500-54509E	268,0	44,0	1,2	500-54512L
3	61,0	270,0	30,0	500-54507L	263,5	38,0	64,0	250,0	3,0	500-54510F	268,0	69,0	1,2	500-54513H
4	86,0	270,0	30,0	500-54508H	263,5	63,0	89,0	250,0	3,0	500-54511C	268,0	94,0	1,2	500-54514E