



HOLDER FOR 3 MODULES, METAL, 1NC, SCREW
TERMINAL

Figure similar

product brand name		SIRIUS ACT
Product designation		Commanding and signaling devices
Design of the product		Holder
Manufacturer article number		
<ul style="list-style-type: none"> • of supplied contact module • of the supplied holder 		3SU1400-1AA10-1CA0 3SU1550-0AA10-0AA0

Actuator:

Design of the operating mechanism		3-way with module
Number of contact modules		1

Holder:

Material of the holder		Metal
-------------------------------	--	-------

Display:

Number of LED modules		0
------------------------------	--	---

General technical data:

Product function		
<ul style="list-style-type: none"> • positive opening 		Yes
Product component		
<ul style="list-style-type: none"> • diode • lamp transformer • Light source • series resistor 		No No No No
Insulation voltage		
<ul style="list-style-type: none"> • Rated value 	V	500
Degree of pollution		3

Vibration resistance • acc. to IEC 60068-2-6		10 ... 500 Hz: 5g
Surge voltage resistance Rated value	kV	6
Operating frequency maximum	1/h	3 600
Mechanical service life (switching cycles) • typical		10
Thermal current	A	10
Protection class IP • of the terminal		IP20
Equipment marking • acc. to DIN EN 61346-2 • acc. to DIN EN 81346-2		U U
Design of the fuse link for short-circuit protection of the auxiliary switch with type of assignment 1 required		gG / Dz 10 A, quick-acting / Dz 10 A
Continuous current of the C characteristic MCB	A	10
Operating voltage • with AC — at 50 Hz Rated value — at 60 Hz Rated value • for DC Rated value — maximum — minimum	V V V V	5 ... 500 5 ... 500 500 5

Power Electronics:

Contact reliability		One maloperation per 100 million (17 V, 5 mA), one maloperation per 10 million (5 V, 1 mA)
----------------------------	--	--

Auxiliary circuit:

Number of NC contacts • for auxiliary contacts		1
Number of NO contacts • for auxiliary contacts		0
Number of CO contacts • for auxiliary contacts		0
Design of the contact of the auxiliary contacts		Silver alloy
Operating current at AC-15 • at 230 V Rated value	A	6

Connections/ Terminals:

Type of electrical connection • of modules and accessories		Screw-type terminal
Type of connectable conductor cross-section • solid with core end processing • solid without core end processing		2x (0.5 ... 0.75 mm ²) 2x (1.0 ... 1.5 mm ²)

<ul style="list-style-type: none"> finely stranded with core end processing finely stranded without core end processing for AWG conductors 		2x (0.5 ... 1.5 mm ²) 2x (1,0 ... 1,5 mm ²) 2x (18 ... 14)
Tightening torque		
<ul style="list-style-type: none"> with screw-type terminals for grounding 	N·m	0.8 ... 0.9
	N·m	0.8 ... 1

Ambient conditions:

Ambient temperature		
<ul style="list-style-type: none"> during operation during storage 	°C	-25 ... +70
	°C	-40 ... +80

Installation/ mounting/ dimensions:

Mounting type		
<ul style="list-style-type: none"> of modules and accessories 		Front plate mounting
Height	mm	40
Width	mm	30
Shape of the installation opening		round

Certificates/ approvals:

Further information

Information- and Downloadcenter (Catalogs, Brochures,...)

<http://www.siemens.com/industrial-controls/catalogs>

Industry Mall (Online ordering system)

<http://www.siemens.com/industrymall>

Cax online generator

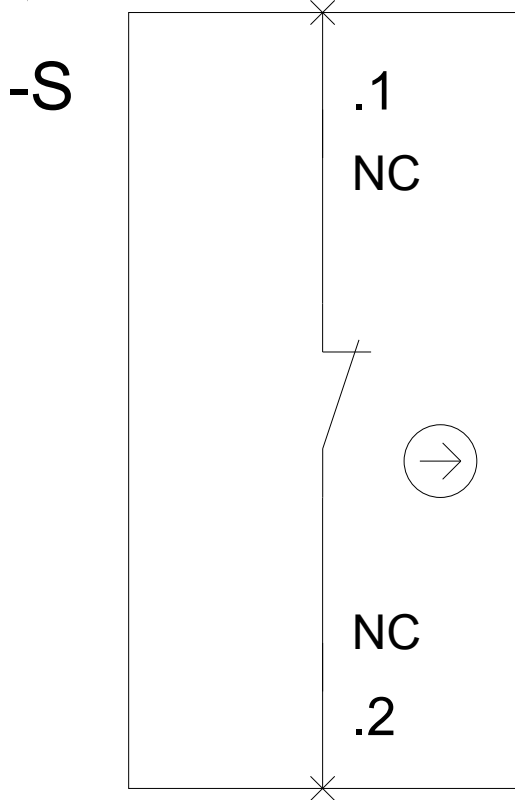
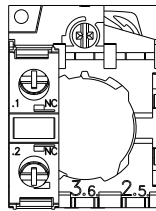
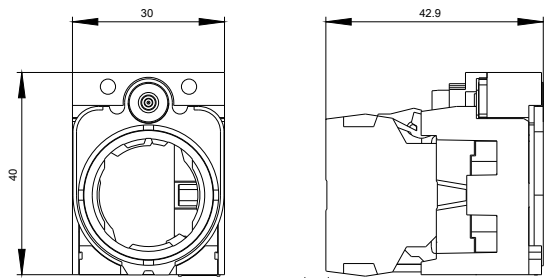
<http://support.automation.siemens.com/WW/CAXorder/default.aspx?lang=en&mfb=3SU15501AA101CA0>

Service&Support (Manuals, Certificates, Characteristics, FAQs,...)

<http://support.automation.siemens.com/WW/view/en/3SU15501AA101CA0/all>

Image database (product images, 2D dimension drawings, 3D models, device circuit diagrams, EPLAN macros, ...)

http://www.automation.siemens.com/bilddb/cax_de.aspx?mfb=3SU15501AA101CA0&lang=en



last modified:

09.03.2015