

## Housing - HC-ADV-B16-HHWH-1SGM32-PL - 1404232

Please be informed that the data shown in this PDF Document is generated from our Online Catalog. Please find the complete data in the user's documentation. Our General Terms of Use for Downloads are valid (<http://download.phoenixcontact.com>)




HEAVYCON ADVANCE B16 sleeve housing, with screw locking (Allen screw), plastic, height: 100 mm, with 1 x M32 thread, lateral cable outlet

### Why buy this product

- Integrated screw connection
- Lower costs than metal version
- Can also be used without panel mounting base
- Labeling option using 9 x 20 mm marking label
- Low weight
- Lower risk of condensation
- Both contact insert PE sheets are connected by means of a metal frame integrated in the sleeve housing
- Capacitive PE, even when connected at an angle
- Completely corrosion-resistant
- Halogen-free plastic
- Impact test according to IK 08



### Key commercial data

Packing unit	1 pc
GTIN	 4 046356 682039
Weight per Piece (excluding packing)	167.1 g
Custom tariff number	85366990
Country of origin	Germany

### Technical data

#### Dimensions

Height	95 mm
Width	57 mm
Length	126 mm
Wrench size, union nut	30 mm
External cable diameter	11 mm ... 21 mm

# Housing - HC-ADV-B16-HHWH-1SGM32-PL - 1404232

## Technical data

### Dimensions

Length of the assembly cutout	86 mm
Width of the assembly cutout	35 mm

### Ambient conditions

Degree of protection of housing (IP)	IP66
	IP68 (0.2 bar/24 h)
	IP69K
Degree of protection of housing (NEMA)	4 (UL50e / NEMA 250)
	4X (UL50e / NEMA 250)
	6P (UL50e / NEMA 250)
	12 (UL50e / NEMA 250)
Ambient temperature (operation)	-40 °C ... 100 °C

### General

Note	For contact inserts HC-B16, BB32, D40, DD72, HS6, M, K, HV06-I-PR, HV 6-E...C
Type	B16
Housing type	Sleeve housings
Color	black
Locking type	Screw locking
Torque	3 Nm (Locking screw)
Fixing screws	M6 (screw head: 5 mm Allen screw)
No. of cable exits	1
Cable exit	Lateral
Screw connection	with
Type of the screw connection	1x M32
Housing material	Polyamide
Seal material	NBR
Cable seal material	NBR
Material lock	High-grade steel
Material of locking screw	High-grade steel
Inflammability class according to UL 94	V0
Assembly instructions	M6 locking screw, with 5 mm Allen screw head

## Classifications

### eCl@ss

eCl@ss 4.0	27140816
eCl@ss 4.1	27140816
eCl@ss 5.0	27143424
eCl@ss 5.1	27143424
eCl@ss 6.0	27143424

# Housing - HC-ADV-B16-HHWH-1SGM32-PL - 1404232

## Classifications

### eCl@ss

eCl@ss 7.0	27440209
eCl@ss 8.0	27440209

### ETIM

ETIM 3.0	EC000516
ETIM 4.0	EC000437
ETIM 5.0	EC000437

### UNSPSC

UNSPSC 6.01	31261502
UNSPSC 7.0901	31261502
UNSPSC 11	31261502
UNSPSC 12.01	31261502
UNSPSC 13.2	31261502

## Accessories

### Accessories

#### Device marking

Snap-in markers - US-EMP (20X9) - 0829439



Snap-in markers, Card, white, Unlabeled, Can be labeled with: THERMOMARK CARD PLUS, THERMOMARK CARD, Mounting type: snapped into marker carrier, Lettering field: 20 x 9 mm

---

## Mounting material

Screw - HC-B-TMS-ERSSCHR-IMB - 1409244



Replacement locking screw, M6, stainless steel, for HEAVYCON-ADVANCE housing, HC-B...TMS...EEE design, 5 mm Allen screw

---

## Panel mounting flange

## Housing - HC-ADV-B16-HHWH-1SGM32-PL - 1404232

### Accessories

Mounting flange - HC-B-AF - 1686533



Panel mounting flange for HEAVYCON-ADVANCE TMS housing with screw locking

---

Mounting flange - HC-B-AF-SET - 1604638



Panel mounting flange for screw locking, set comprising 2 panel mounting flanges with 4 self-tapping Torx® head screws and 4 fan-type washers

---

### Screwdriver tools

Screwdriver - SF-M BH - 1212070



Bit screwdriver, with 1/4" quick-action chuck, handle length 119 mm, 2-component handle, with non-slip grip, suitable for bits according to DIN 3126-C 6.3 and E 6.3/ISO 1173, magnetic

---

Screwdriver - SF-BIT-HEXB 5-89 - 1208911



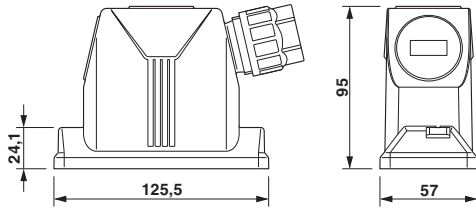
Screw bit, hexagonal with ball head, E6.3-1/4" drive, size: Hex 5 x 89 mm, hardened, suitable for holder according to DIN 3126-F 6.3/ISO 1173

---

### Drawings

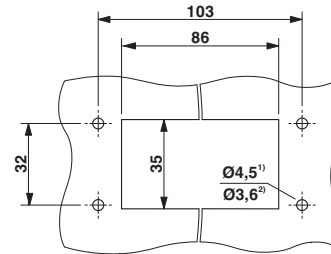
# Housing - HC-ADV-B16-HHWH-1SGM32-PL - 1404232

Dimensioned drawing



Dimensional drawing

Dimensioned drawing



Mounting cutout

- 1) when a standard M4 screw is used
- 2) when self-tapping screws are used (Torx® 20, M4)