



CIRCUIT-BREAKER SZ S00,
 RATED CURRENT 0.25A, N-RELEASE 3.3A,
 FOR STARTER COMBINATION,
 SCREW CONNECTION, STANDARD SW. CAPACITY

General technical data:

product brand name		SIRIUS
Product designation		3RV2 circuit breaker
Size of the circuit-breaker		S00
Number of poles / for main current circuit		3
Product function		
• removable terminal for auxiliary and control circuit		No
• overload protection		No
• phase disturbance recognition		No
• short-circuit to earth recognition		No
Product component		
• auxiliary switch		No
• undervoltage release mechanism		No
• trip indicator		No
Product extension		
• auxiliary switch		Yes
• optional / motor drive		No
Impulse voltage resistance / rated value	kV	6
Protection class IP / on the front		IP20
Protection against electrical shock		finger-safe

Installation altitude / at a height over sea level / maximum	m	2,000
Resistance against shock		25g / 11 ms
Ambient temperature		
• during transport	°C	-50 ... +80
• during storage	°C	-50 ... +80
• during operating	°C	-20 ... +60
Active power loss / total / typical	W	4.8

Main circuit:

Operating voltage / rated value	V	690
Service power / at AC-3 / at 400 V / rated value	kW	0.06
Operating current / at AC-3 / at 400 V / rated value	A	0.25
Mechanical operating cycles as operating time / of the main contacts / typical		100,000
Frequency of operation / at AC-3 / according to IEC 60947-6-2	1/h	15

Auxiliary circuit:

Number of changeover contacts / for auxiliary contacts		0
---	--	---

Protective and monitoring functions:

Breaking capacity limit short-circuit current (I_{cu})		
• at 400 V / rated value	kA	100
• at 500 V / rated value	kA	100
• at 690 V / rated value	kA	100

Installation/ mounting/ dimensions:

Type of mounting		screw and snap-on mounting onto 35 mm standard mounting rail according to DIN EN 60715
mounting position		any
Depth	mm	91
Height	mm	97
Width	mm	45

Connections/ terminals:

Arrangement of electrical connectors / for main current circuit		Top and bottom
Design of the electrical connection		
• for main current circuit		screw-type terminals
Type of the connectable conductor cross-section		
• for main contacts		
• solid		2x (0.75 ... 2.5 mm ²), 2x 4 mm ²
• finely stranded		
• with conductor end processing		2x (0.5 ... 1.5 mm ²), 2x (0.75 ... 2.5 mm ²)

• for AWG conductors / for main contacts

2x (18 ... 14), 2x 12

Certificates/ approvals:

General Product Approval **other**



[other](#)

[Environmental Confirmations](#)

Further information:

Information- and Downloadcenter (Catalogs, Brochures,...)

<http://www.siemens.com/industrial-controls/catalogs>

Industry Mall (Online ordering system)

<http://www.siemens.com/industrial-controls/mall>

Cax online generator

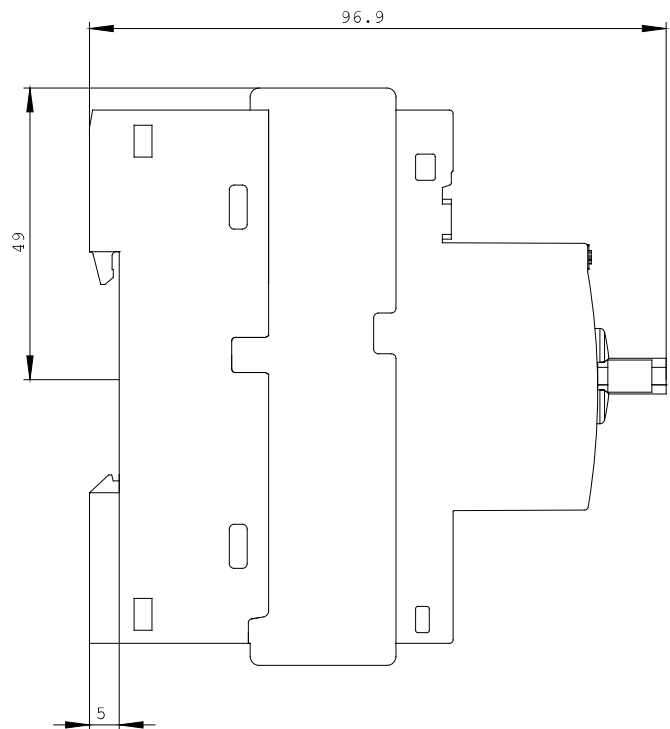
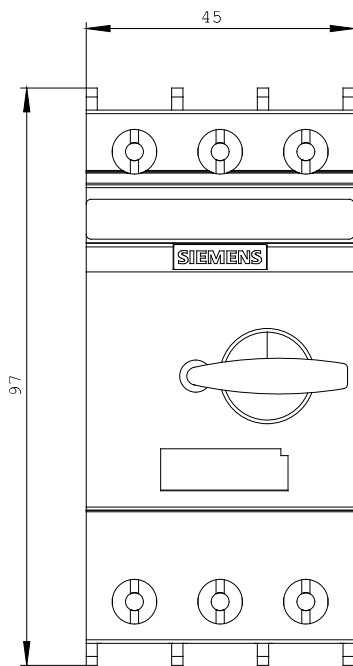
<http://www.siemens.com/cax>

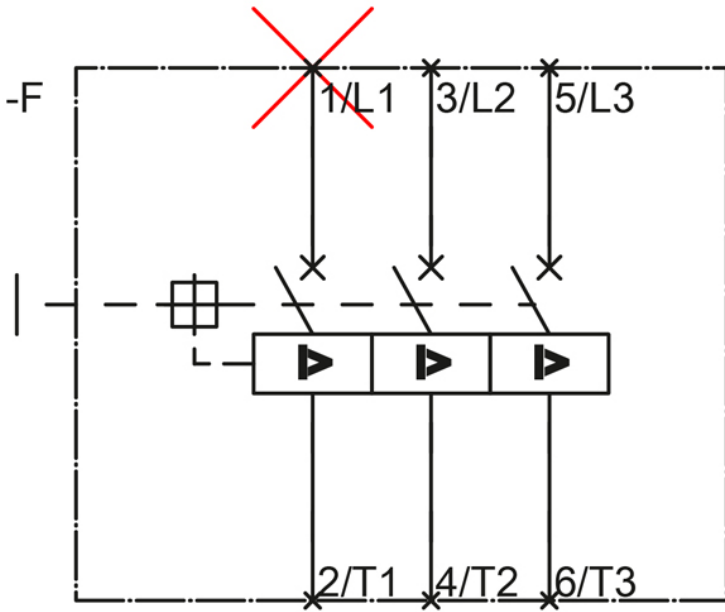
Service&Support (Manuals, Certificates, Characteristics, FAQs,...)

<http://support.automation.siemens.com/WW/view/en/3RV6311-0CC10/all>

Image database (product images, 2D dimension drawings, 3D models, device circuit diagrams, ...)

http://www.automation.siemens.com/bilddb/cax_en.aspx?mlfb=3RV6311-0CC10





last change:

Oct 28, 2013