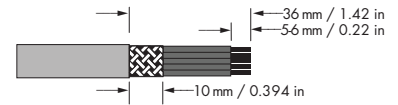
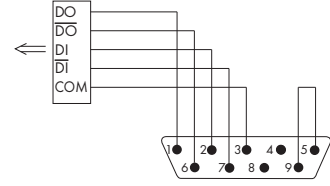
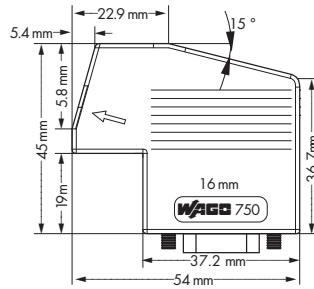


INTERBUS Fieldbus Connector (OUT)



The fieldbus connector links an INTERBUS device to an INTERBUS line.

The fieldbus connector has the following features:

- Fast and maintenance-free CAGE CLAMP® connection, can be held in the open position with the help of an actuation slide mechanism.

Description	Item no.	Pack. unit
Bus connector with D-Sub male connector; 9 poles	750-962	1
Accessories		
Screwdriver with partially insulated shaft Type 1, blade 2.5 x 0.4 mm / 0.098 x 0.016 in	210-619	50
Screwdriver with partially insulated shaft; Type 2, blade 3.5 x 0.5 mm / 0.137 x 0.020 in	210-620	50
Operating tool for strain relief Phillips screwdriver (PH 0)		
Test pin, 1 mm / Test wire for soldering	735-500	100
Marking possibilities Miniature WSB Quick marking system or WMB Multi marking system		
Approvals		
UL 508		
EN 60079-15	I M2 / II 3 GD Ex nA IIC T4	

Technical Data	
Easy wire connection	min. Ø 4.5 mm / 0.177 in / max. Ø 9.5
Data transmission rate	corresponding to INTERBUS specification
	2 Mbaud
Fixing screw	UNC- 2 A 4-40
Max. tightening torque	0.4 Nm
Housing material	PA66-105-V2
Housing color	light gray
Degree of protection	IP20
Ambient operating temperature	0 °C ... +60 °C
Storage temperature	-25 °C ... +85 °C
Relative air humidity (no condensation)	95 %
Wire connection	CAGE CLAMP® terminal strip with locking slide (Series 218)
Cross sections	0.08 mm² ... 0.5 mm² / AWG 28 ... 20 sep. connection 0.75 mm² / AWG 18 possible
Stripped length	see graphic