

MAIN CONTROL SWITCH 3-POLE IU=125, P/AC-23A
 AT 400V=45KW BASE MOUNTING MOUNTING
 RAIL/TWO-HOLE MOUNTING ROTARY ACTUATOR
 BLACK



Model		
product brand name		SETRON
Product designation		Main and EMERGENCY-STOP switches
Design of the operating mechanism		rotary actuator, black
Type of the driving mechanism / motor drive		No
General technical data		
Number of poles		3
Type of device		fixed mounting
Protection against electrical shock		finger-safe
Mechanical service life (switching cycles) / of the main contacts / typical		100 000
Operating frequency / maximum	1/h	50
Voltage		
Insulation voltage / Rated value	V	690
Surge voltage resistance / Rated value	V	6 000
Protection class		
Protection class IP		IP65
Electricity		

Continuous current / Rated value	A	125
Short-time current resistance (I _{cw}) / at 690 V / limited to 1 s / Rated value	A	2 000

Main circuit

Operating frequency		
• initial value	Hz	50
• Full-scale value	Hz	60
Operating power		
• at AC-23 A / at 400 V / Rated value	kW	45
• at AC-23 A / at 690 V / Rated value	kW	37
• at AC-3 / at 400 V / Rated value	kW	37
• at AC-3 / at 690 V / Rated value	kW	30
Operating voltage		
• at AC / at 50/60 Hz / Rated value	V	690
Operating current / at AC-21 / Rated value	A	125

Auxiliary circuit

Number of CO contacts / for auxiliary contacts		0
Number of NC contacts / for auxiliary contacts		0
Number of NO contacts / for auxiliary contacts		0
Operating voltage / of the auxiliary contacts / at AC / maximum	V	500
Continuous current / of the auxiliary contact / Rated value	A	10
Insulation voltage / of the auxiliary switch / Rated value	V	500

Suitability

Suitability for use		
• Main switch		Yes
• switch disconnecter		Yes
• EMERGENCY OFF switch		No
• safety switch		Yes
• maintenance/repair switch		Yes

Product details

Product feature / interlock		Yes
Product expansion / optional		
• motor drive		No
• Voltage trigger		No

Connections

Connectable conductor cross-section		
• for main contacts		
— single or multi-stranded / minimum	mm ²	4

— single or multi-stranded / maximum	mm ²	50
— finely stranded / with core end processing / maximum	mm ²	35
— stranded / minimum	mm ²	4
— stranded / maximum	mm ²	50
• for auxiliary contacts		
— single or multi-stranded / minimum	mm ²	0.75
— single or multi-stranded / maximum	mm ²	4
— finely stranded / with core end processing / minimum	mm ²	0.75
— finely stranded / with core end processing / maximum	mm ²	2.5
— stranded / minimum	mm ²	0.75
— stranded / maximum	mm ²	4
Type of connectable conductor cross-section		
• for main contacts / finely stranded / with core end processing		35 mm ²
• for auxiliary contacts — finely stranded / with core end processing		2x (0.75 ... 1.5 mm ²), 1x 2.5 mm ²
Type of electrical connection		
• for main current circuit		connection terminals
• for auxiliary contacts		connection terminals

Requirements

Design of the fuse link		
• for short-circuit protection of the main circuit / required		fuse gL/gG: 125 A
• for short-circuit protection of the auxiliary switch / required		fuse gL/gG: 10 A

Mechanical Design

Height	mm	106
Width	mm	90
Depth	mm	470.5
Mounting type		floor mounting
Mounting type		
• front mounting		No
• front mounting with 4-hole attachment		Yes
• front mounting with central attachment		No
• Side-by-side mounting		Yes
• rail mounting		No
Net weight	g	755

Environmental conditions

Ambient temperature		
----------------------------	--	--

- during operation / minimum
- during operation / maximum

°C	-25
°C	55

Certificates

Equipment marking		S
• acc. to DIN EN 61346-2		

General Product Approval



[sonstig](#)

Declaration of Conformity	Test Certificates	Shipping Approval	other
---------------------------	-------------------	-------------------	-------



[spezielle Prüfbescheinigung](#)
n



[Umweltbestätigung](#)

Further information

Information- and Downloadcenter (Catalogs, Brochures,...)

<http://www.siemens.com/lowvoltage/catalogs>

Industry Mall (Online ordering system)

<https://eb.automation.siemens.com/mall/en/WW/Catalog/Product/3LD28140TK51>

Service&Support (Manuals, Certificates, Characteristics, FAQs,...)

<http://support.automation.siemens.com/WW/view/en/3LD28140TK51/all>

Image database (product images, 2D dimension drawings, 3D models, device circuit diagrams, ...)

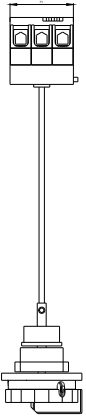
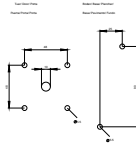
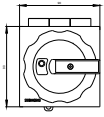
http://www.automation.siemens.com/bilddb/cax_en.aspx?mlfb=3LD28140TK51

CAX-Online-Generator

<http://www.siemens.com/cax>

Tender specifications

<http://ausschreibungstexte.siemens.com/tiplv>



last modified:

11.09.2015