

Solid-state relay module - EMG 10-OV- 5DC/24DC/1 - 2944203

Please be informed that the data shown in this PDF Document is generated from our Online Catalog. Please find the complete data in the user's documentation. Our General Terms of Use for Downloads are valid (<http://download.phoenixcontact.com>)



Power solid-state relay, with LED and protective circuit in input and output circuits, input: 5 V DC, output: 5 - 36 V DC/ max. 1 A


The illustration shows version EMG 10-OV, with DC voltage output, max. 1 A

Why buy this product

- RC protective circuit
- Protective circuit in input and output
- EMG-17-OV, short-circuit-proof with indicator LED
- Electrical isolation
- Direct control with switching levels from 5 V to 230 V and up to 2 A
- Zero voltage switch
- Status indicator



Key commercial data

Packing unit	10 pc
GTIN	 4 017918 081508
Weight per Piece (excluding packing)	39.46 g
Custom tariff number	85364190
Country of origin	Germany

Technical data

Note:

Utilization restriction	EMC: class A product, see manufacturer's declaration in the download area
-------------------------	---

Dimensions

Width	10 mm
Height	75 mm

Solid-state relay module - EMG 10-OV- 5DC/24DC/1 - 2944203

Technical data

Dimensions

Depth	102 mm
-------	--------

Ambient conditions

Ambient temperature (operation)	-20 °C ... 50 °C
Ambient temperature (storage/transport)	-20 °C ... 70 °C
Degree of protection	IP20

Input data

Nominal input voltage U_N	5 V DC
Input voltage range in reference to U_N	0.9 ... 1.1
Switching threshold "0" signal in reference to U_N	≤ 0.6
Switching threshold "1" signal in reference to U_N	≥ 0.9
Typical input current at U_N	4.2 mA
Typical response time	0.1 ms
Typical turn-off time	0.2 ms
Status display	Yellow LED
Type of protection	Protection against polarity reversal
Protective circuit/component	Polarity protection diode
Transmission frequency	500 Hz

Output data

Output nominal voltage	24 V DC
Output voltage range	5 V DC ... 36 V DC
Limiting continuous current	1 A (see derating curve)
Surge current	2 A (t = 1 s)
Peak offstate voltage	45 V DC (Collector-emitter reverse voltage)
Voltage drop at max. limiting continuous current	≤ 1 V
Output circuit	2-wire, floating
Type of protection	Protection against polarity reversal
Protective circuit/component	Polarity protection diode

Connection data

Connection method	Screw connection
Stripping length	8 mm
Screw thread	M3
Conductor cross section solid min.	0.2 mm ²
Conductor cross section solid max.	4 mm ²
Conductor cross section stranded min.	0.2 mm ²
Conductor cross section stranded max.	2.5 mm ²
Conductor cross section AWG/kcmil min.	24
Conductor cross section AWG/kcmil max	12

General

Solid-state relay module - EMG 10-OV- 5DC/24DC/1 - 2944203

Technical data

General

Test voltage input/output	3.5 kV AC
	3.5 kV AC
Mounting position	any
Assembly instructions	In rows with zero spacing
Operating mode	100% operating factor
Inflammability class according to UL 94	V0
Standards/regulations	IEC 60664
	EN 50178
	IEC 62103
Rated surge voltage / insulation	Basic insulation

Classifications

eCl@ss

eCl@ss 4.0	27371102
eCl@ss 4.1	27371102
eCl@ss 5.0	27371001
eCl@ss 5.1	27371001
eCl@ss 6.0	27371001
eCl@ss 7.0	27371001
eCl@ss 8.0	27371001

ETIM

ETIM 2.0	EC001504
ETIM 3.0	EC001504
ETIM 4.0	EC001504
ETIM 5.0	EC001504

UNSPSC

UNSPSC 6.01	30211916
UNSPSC 7.0901	39121542
UNSPSC 11	39121542
UNSPSC 12.01	39121542
UNSPSC 13.2	39121542

Approvals

Approvals

Approvals

GOST


Solid-state relay module - EMG 10-OV- 5DC/24DC/1 - 2944203

Approvals

Ex Approvals

Approvals submitted

Approval details



Accessories

Accessories

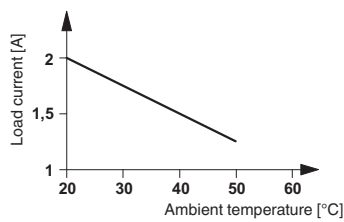
Marking material - EMG-SGKS 10 - 2947585



Equipment marker, narrow

Drawings

Diagram



Circuit diagram

