

PCB terminal block - MK3DS 1/ 9-3,81 - 1727803

Please be informed that the data shown in this PDF Document is generated from our Online Catalog. Please find the complete data in the user's documentation. Our General Terms of Use for Downloads are valid (<http://phoenixcontact.com/download>)



PCB terminal block, Nominal current: 8 A, Nom. voltage: 160 V, Pitch: 3.81 mm, Number of positions: 9, Connection method: Screw connection, Mounting: Soldering, Conductor/PCB connection direction: 0 °, Color: green


The figure shows a 10-pos. version with 30 contacts

Why buy this product

- Three-level type with high packing and connection density
- Offset levels for optimum access to the terminal points



Key commercial data

Packing unit	50 pc
GTIN	 4 017918 116439
Weight per Piece (excluding packing)	19.5 g
Custom tariff number	85369010
Country of origin	Germany
Note	Made to Order (non-returnable)

Technical data

Dimensions

Length	25 mm
Pitch	3.81 mm
Dimension a	30.48 mm
Pin dimensions	0,5 x 0,9 mm
Hole diameter	1.1 mm

General

Range of articles	MK3DS 1
Insulating material group	I
Rated surge voltage (III/3)	2.5 kV
Rated surge voltage (III/2)	2.5 kV
Rated surge voltage (II/2)	2.5 kV

PCB terminal block - MK3DS 1/ 9-3,81 - 1727803

Technical data

General

Rated voltage (III/3)	160 V
Rated voltage (III/2)	160 V
Rated voltage (II/2)	320 V
Connection in acc. with standard	EN-VDE
Nominal current I _N	8 A
Nominal cross section	1 mm ²
Maximum load current	10 A
Insulating material	PA
Solder pin surface	Sn
Inflammability class according to UL 94	V0
Stripping length	5 mm
Number of positions	9
Screw thread	M2
Tightening torque, min	0.22 Nm
Tightening torque max	0.25 Nm

Connection data

Conductor cross section solid min.	0.14 mm ²
Conductor cross section solid max.	1.5 mm ²
Conductor cross section stranded min.	0.14 mm ²
Conductor cross section stranded max.	1 mm ²
Conductor cross section stranded, with ferrule without plastic sleeve min.	0.25 mm ²
Conductor cross section stranded, with ferrule without plastic sleeve max.	0.5 mm ²
Conductor cross section stranded, with ferrule with plastic sleeve min.	0.25 mm ²
Conductor cross section stranded, with ferrule with plastic sleeve max.	0.5 mm ²
Conductor cross section AWG/kcmil min.	26
Conductor cross section AWG/kcmil max	16
2 conductors with same cross section, solid min.	0.14 mm ²
2 conductors with same cross section, solid max.	0.5 mm ²
2 conductors with same cross section, stranded min.	0.14 mm ²
2 conductors with same cross section, stranded max.	0.2 mm ²

Classifications

eCl@ss

eCl@ss 4.0	27141109
eCl@ss 4.1	27141109
eCl@ss 5.0	27141190
eCl@ss 5.1	27141190
eCl@ss 6.0	27261101

PCB terminal block - MK3DS 1/ 9-3,81 - 1727803

Classifications

eCl@ss

eCl@ss 7.0	27440401
eCl@ss 8.0	27440401

ETIM

ETIM 3.0	EC001121
ETIM 4.0	EC002643
ETIM 5.0	EC002643

UNSPSC

UNSPSC 6.01	30211801
UNSPSC 7.0901	39121432
UNSPSC 11	39121432
UNSPSC 12.01	39121432
UNSPSC 13.2	39121432

Approvals

Approvals


Approvals

CSA / UL Recognized / SEV / cUL Recognized / CCA / IECCEB CB Scheme / SEV / EAC / cULus Recognized

Ex Approvals

Approvals submitted

Approval details

CSA 		B	D
	mm ² /AWG/kcmil	28-16	28-16
	Nominal current I _N	10 A	10 A
	Nominal voltage U _N	150 V	300 V

PCB terminal block - MK3DS 1/ 9-3,81 - 1727803

Approvals

UL Recognized		
	B	D
mm ² /AWG/kcmil	30-16	30-16
Nominal current I _N	10 A	10 A
Nominal voltage U _N	300 V	300 V

SEV	
mm ² /AWG/kcmil	1.5
Nominal current I _N	8 A
Nominal voltage U _N	125 V

cUL Recognized		
	B	D
mm ² /AWG/kcmil	30-16	30-16
Nominal current I _N	10 A	10 A
Nominal voltage U _N	300 V	300 V

CCA

IECEE CB Scheme	
-----------------	--

SEV	
mm ² /AWG/kcmil	1.5
Nominal voltage U _N	125 V

EAC

cULus Recognized	
------------------	--

Accessories

Accessories

PCB terminal block - MK3DS 1/ 9-3,81 - 1727803

Accessories

Labeled terminal marker

Marker card - SK 3,81/2,8:FORTL.ZAHLEN - 0804109



Marker card, Card, white, labeled, Horizontal: Consecutive numbers 1 - 10, 11 - 20, etc. up to 91 - (99)100, Mounting type: Adhesive, for terminal block width: 3.81 mm, Lettering field: 3.81 x 2.8 mm

Screwdriver tools

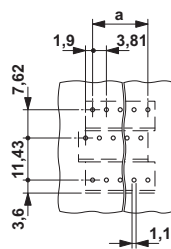
Screwdriver - SZS 0,4X2,5 VDE - 1205037



Screwdriver, slot-headed, VDE insulated, size: 0.4 x 2.5 x 80 mm, 2-component grip, with non-slip grip

Drawings

Drilling diagram



Dimensioned drawing

