

Solid-state relay module - PLC-OPT- 72DC/110DC/3RW - 2900394

Please be informed that the data shown in this PDF Document is generated from our Online Catalog. Please find the complete data in the user's documentation. Our General Terms of Use for Downloads are valid (<http://phoenixcontact.com/download>)



PLC-INTERFACE for railway applications, consisting of basic terminal block with push-in connection and integrated miniature solid-state relay, range: $0.7 \times U_N$ to $1.25 \times U_N$, temperature range: -25°C to $+70^\circ\text{C}$, 1 N/O contact, input: 72 V DC, output: 12 - 140 V DC/3 A


The figure shows a version with a screw connection

Why buy this product

- Shock resistance according to DIN 50155 (requirements according to EN 61373)
- Input voltage range of $0.7 - 1.25 \times U_N$
- Temperature range of -25°C to $+70^\circ\text{C}$



Key commercial data

Packing unit	10 pc
GTIN	 4 046356 581547
Weight per Piece (excluding packing)	31.89 g
Custom tariff number	85364900
Country of origin	Germany
Note	Made to Order (non-returnable)

Technical data

Note

Utilization restriction	EMC: class A product, see manufacturer's declaration in the download area
-------------------------	---

Dimensions

Width	6.2 mm
Height	80 mm
Depth	86 mm

Ambient conditions

Ambient temperature (operation)	$-25^\circ\text{C} \dots 70^\circ\text{C}$
---------------------------------	--

Solid-state relay module - PLC-OPT- 72DC/110DC/3RW - 2900394

Technical data

Ambient conditions

Ambient temperature (storage/transport)	-40 °C ... 85 °C
Degree of protection	IP20

Input data

Nominal input voltage U_N	72 V DC
Input voltage range in reference to U_N	0.7 ... 1.25 ($t < 1 \text{ s} = 0.6 \dots 1.4 \times U_N$)
Switching threshold "0" signal in reference to U_N	< 0.3
Switching threshold "1" signal in reference to U_N	> 0.6
Typical input current at U_N	5.5 mA
Typical response time	40 μs
Typical turn-off time	200 μs
Operating voltage display	Yellow LED
Type of protection	Protection against polarity reversal
	Surge protection
Protective circuit/component	Series polarity protection diode
Surge voltage protection	> 150 V
Transmission frequency	300 Hz

Output data

Output nominal voltage	110 V DC
Output voltage range	12 V DC ... 140 V DC ($t < 1 \text{ s} = 1.40 \times U_N$)
Limiting continuous current	3 A (see derating curve)
Surge voltage protection	> 150 V
Voltage drop at max. limiting continuous current	< 150 mV
Output circuit	2-wire, floating
Type of protection	Protection against polarity reversal
	Surge protection
Protective circuit/component	Parallel polarity protection diode

Connection data

Connection method	Push-in connection
Stripping length	8 mm
Conductor cross section solid min.	0.14 mm ²
Conductor cross section solid max.	2.5 mm ²
Conductor cross section stranded min.	0.14 mm ²
Conductor cross section stranded max.	2.5 mm ²
Conductor cross section AWG/kcmil min.	26
Conductor cross section AWG/kcmil max	14

General

Test voltage input/output	2.5 kV _{rms}
Mounting position	any
Assembly instructions	In rows with zero spacing

Solid-state relay module - PLC-OPT- 72DC/110DC/3RW - 2900394

Technical data

General

Operating mode	100% operating factor
Inflammability class according to UL 94	V0
Designation	Air and creepage distances between the power circuits
Standards/regulations	IEC 60664
	EN 50178
	IEC 62103
Rated surge voltage/insulation	4 kV / basic insulation
Rated insulation voltage	160 V DC
Pollution degree	2
Surge voltage category	III

Classifications

eCl@ss

eCl@ss 4.0	27371102
eCl@ss 4.1	27371102
eCl@ss 5.0	27371001
eCl@ss 5.1	27371001
eCl@ss 6.0	27371001
eCl@ss 7.0	27371001
eCl@ss 8.0	27371601

ETIM

ETIM 3.0	EC001504
ETIM 4.0	EC000196
ETIM 5.0	EC001437

UNSPSC

UNSPSC 6.01	30211916
UNSPSC 7.0901	39121542
UNSPSC 11	39121542
UNSPSC 12.01	39121542
UNSPSC 13.2	39121542

Approvals

Approvals

Approvals

UL Listed / cUL Listed / UL Recognized / cUL Recognized / EAC / cULus Recognized / cULus Listed

Solid-state relay module - PLC-OPT- 72DC/110DC/3RW - 2900394

Approvals


Ex Approvals


Approvals submitted

Approval details



UL Listed 

cUL Listed 

UL Recognized 

cUL Recognized 

EAC

cULus Recognized  

cULus Listed  

Accessories

Accessories

Bridge

Solid-state relay module - PLC-OPT- 72DC/110DC/3RW - 2900394

Accessories

Continuous plug-in bridge - FBST 500-PLC RD - 2966786



Continuous plug-in bridge, Length: 500 mm, Color: red

Continuous plug-in bridge - FBST 500-PLC BU - 2966692



Continuous plug-in bridge, Length: 500 mm, Color: blue

Continuous plug-in bridge - FBST 500-PLC GY - 2966838



Continuous plug-in bridge, Length: 500 mm, Color: gray

Single plug-in bridge - FBST 6-PLC RD - 2966236



Single plug-in bridge, Length: 6 mm, Number of positions: 2, Color: red

Single plug-in bridge - FBST 6-PLC BU - 2966812



Single plug-in bridge, Length: 6 mm, Number of positions: 2, Color: blue

Solid-state relay module - PLC-OPT- 72DC/110DC/3RW - 2900394

Accessories

Single plug-in bridge - FBST 6-PLC GY - 2966825



Single plug-in bridge, Length: 6 mm, Number of positions: 2, Color: gray

Single plug-in bridge - FBST 8-PLC GY - 2967688



Single plug-in bridge, Length: 8 mm, Number of positions: 2, Color: gray

Mounting rail

DIN rail, unperforated - NS 35/ 7,5 V2A UNPERF 2000MM - 0801377



DIN rail, unperforated, Width: 35 mm, Height: 7.5 mm, Length: 2000 mm, Color: silver

DIN rail perforated - NS 35/ 7,5 PERF 2000MM - 0801733



DIN rail, material: steel galvanized and passivated with a thick layer, perforated, height 7.5 mm, width 35 mm, length: 2000 mm

DIN rail, unperforated - NS 35/ 7,5 CU UNPERF 2000MM - 0801762



DIN rail, material: Copper, unperforated, height 7.5 mm, width 35 mm, length: 2 m

Solid-state relay module - PLC-OPT- 72DC/110DC/3RW - 2900394

Accessories

DIN rail, unperforated - NS 35/15 UNPERF 2000MM - 1201714



DIN rail, material: Steel, unperforated, height 15 mm, width 35 mm, length: 2 m

DIN rail, unperforated - NS 35/15 CU UNPERF 2000MM - 1201895



DIN rail, material: Copper, unperforated, 1.5 mm thick, height 15 mm, width 35 mm, length: 2 m

DIN rail, unperforated - NS 35/15-2,3 UNPERF 2000MM - 1201798



DIN rail, material: Steel, unperforated, 2.3 mm thick, height 15 mm, width 35 mm, length: 2 m

DIN rail, unperforated - NS 35/15 AL UNPERF 2000MM - 1201756



DIN rail, deep drawn, high profile, unperforated, 1.5 mm thick, material: aluminum, height 15 mm, width 35 mm, length 2000 mm

DIN rail perforated - NS 35/15 PERF 2000MM - 1201730



DIN rail, material: steel galvanized and passivated with a thick layer, perforated, height 15 mm, width 35 mm, length: 2000 mm

Solid-state relay module - PLC-OPT- 72DC/110DC/3RW - 2900394

Accessories

DIN rail, unperforated - NS 35/ 7,5 UNPERF 2000MM - 0801681



DIN rail, material: Steel, unperforated, height 7.5 mm, width 35 mm, length: 2 m

Partition plate

Separating plate - PLC-ATP BK - 2966841



Separating plate, 2 mm thick, required at the start and end of a PLC terminal strip. Furthermore, it is used for: visual separation of groups, safe isolation of different voltages of neighboring PLC relays in acc. with DIN VDE 0106-101, isolation

Power module

Power terminal block - PLC-ESK GY - 2966508



Power terminal block, for the input of up to four potentials, for mounting on NS 35/7.5

Screwdriver tools

Screwdriver - SZF 1-0,6X3,5 - 1204517

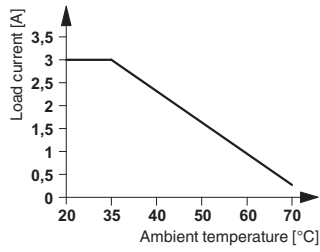


Actuation tool, for ST terminal blocks, also suitable for use as a bladed screwdriver, size: 0.6 x 3.5 x 100 mm, 2-component grip, with non-slip grip

Drawings

Solid-state relay module - PLC-OPT- 72DC/110DC/3RW - 2900394

Diagram



Circuit diagram

