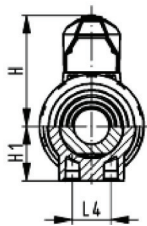
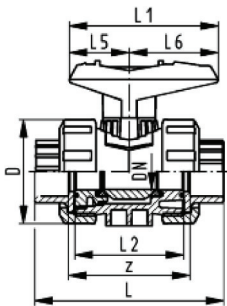


DN10/15 - 50






Ball valve type 546 ABS With solvent cement sockets Inch BS




Model:

- Image and drawing DN65-100 please see **New product ball valve DN65-100**
- For easy installation and removal
- z-dimension, valve end and valve nut are **not compatible** with type 346 (DN10/15-50) resp. type 370 (DN65-100)
- Ball seals PTFE
- Without mounting inserts

Option:

- Individual configuration of the valve (see form)
- Multifunctional module with integrated limit switches
- Pneumatic or electric actuators from +GF+

Inch	DN [mm]	PN	kv-value ($\Delta p=1$ bar) [l/min]	EPDM Code	kg
3/8	10	10	71	169 546 201	0.112
1/2	15	10	185	169 546 202	0.114
3/4	20	10	350	169 546 203	0.178
1	25	10	700	169 546 204	0.258
1 1/4	32	10	1000	169 546 205	0.457
1 1/2	40	10	1600	169 546 206	0.642
2	50	10	3100	169 546 207	1.175
 65	65	10	5000	169 546 008	3.900
 3	80	10	7000	169 546 209	5.700
 4	100	10	11000	169 546 210	9.100

Inch	D [mm]	H [mm]	H1 [mm]	L [mm]	L1 [mm]	L2 [mm]	L4 [mm]	L5 [mm]	L6 [mm]	z [mm]
3/8	50	57	27	92	77	56	25	32	45	60
1/2	50	57	27	95	77	56	25	32	45	60
3/4	58	67	30	110	97	65	25	39	58	69
1	68	73	36	123	97	71	25	39	58	75
1 1/4	84	90	44	146	128	85	45	54	74	89
1 1/2	97	97	51	157	128	89	45	54	74	97
2	124	116	64	183	152	101	45	66	87	110
 166	166	149	85	233	270	136	70	64	206	144
 3	200	161	105	254	270	141	70	64	206	151
 4	238	178	123	301	320	164	120	64	256	174