

Timer module - PLC-OSC-LPE-24DC/48DC/100 - 2903171

Please be informed that the data shown in this PDF Document is generated from our Online Catalog. Please find the complete data in the user's documentation. Our General Terms of Use for Downloads are valid (<http://phoenixcontact.com/download>)



Single-channel pulse expansion module, input: 24 V DC, output: 3 - 48 V DC/100 mA, supply: 24 V DC, screw connection

Product description

DIP switch settings:

Function

DIP A low - no restart when triggered again (default)

DIP A high - restart when triggered again

DIP B low - input pulse time > 2 ms (default)

DIP B high - input pulse time > 100 us

Pulse expansion times

DIP 1 - 10 ms

DIP 2 - 20 ms

DIP 3 - 40 ms

DIP 4 - 80 ms

DIP 5 - 160 ms

DIP 6 - 320 ms

DIP 7 - 640 ms

DIP 8 - 1280 ms

No DIP switch set: no switching function for the output

If the input signal is longer than the selected time, the output is switched off after removal of the input signal.

The settings are applied after a voltage reset of the rated control supply voltage.



Key commercial data

Packing unit	1 pc
GTIN	 4 046356 727853
Weight per Piece (excluding packing)	34.16 g
Custom tariff number	85371099
Country of origin	Germany

Technical data

Note

Timer module - PLC-OSC-LPE-24DC/48DC/100 - 2903171

Technical data

Note

Utilization restriction	EMC: class A product, see manufacturer's declaration in the download area
-------------------------	---------------------------------------------------------------------------

Dimensions

Width	6.2 mm
Height	80 mm
Depth	86 mm

Ambient conditions

Ambient temperature (operation)	-25 °C ... 60 °C
Ambient temperature (storage/transport)	-25 °C ... 75 °C
Degree of protection	IP20

Input data

"0" signal switching threshold in reference to U _c	< 0.4
"1" signal switching threshold in reference to U _c	> 0.8
Status display	Yellow LED
Operating voltage display	Green LED
Type of protection	Protection against polarity reversal
	Surge protection
Surge voltage protection	> 33 V DC

Output data

Output voltage range	3 V DC ... 48 V DC
Limiting continuous current	100 mA
Surge voltage protection	> 54 V DC
Voltage drop at max. limiting continuous current	< 1 V DC
Output circuit	3-conductor, ground-referenced
Type of protection	Protection against polarity reversal
	Surge protection
	Free running

Connection data

Connection method	Screw connection
Conductor cross section solid min.	0.14 mm ²
Conductor cross section solid max.	2.5 mm ²
Conductor cross section stranded min.	0.14 mm ²
Conductor cross section stranded max.	2.5 mm ²
Conductor cross section AWG/kcmil min.	26
Conductor cross section AWG/kcmil max	14

General

Test voltage input/output	2.5 kV _{rms} (50 Hz, 1 min.)
Mounting position	any

Timer module - PLC-OSC-LPE-24DC/48DC/100 - 2903171

Technical data

General

Assembly instructions	In rows with zero spacing
Operating mode	100% operating factor
Designation	Air and creepage distances between the power circuits
Standards/regulations	DIN EN 50178
Rated insulation voltage	50 V DC
Pollution degree	2
Surge voltage category	II

Classifications

eCl@ss

eCl@ss 4.0	27371102
eCl@ss 4.1	27371102
eCl@ss 5.0	27371001
eCl@ss 5.1	27371001
eCl@ss 6.0	27371001
eCl@ss 7.0	27371001

ETIM

ETIM 3.0	EC001504
ETIM 4.0	EC001504
ETIM 5.0	EC001504

UNSPSC

UNSPSC 6.01	30211916
UNSPSC 7.0901	39121542
UNSPSC 11	39121542
UNSPSC 12.01	39121542
UNSPSC 13.2	39121542

Approvals

Approvals

Approvals

EAC

Ex Approvals

Timer module - PLC-OSC-LPE-24DC/48DC/100 - 2903171

Approvals

Approvals submitted

Approval details

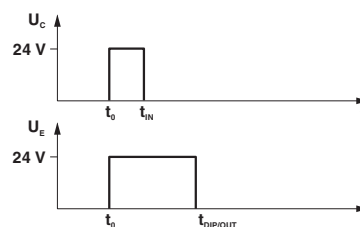
EAC

Drawings

Connection diagram

t _{DIP}							
S1	S2	S3	S4	S5	S6	S7	S8
10	-	-	-	-	-	-	-
-	20	-	-	-	-	-	-
-	-	40	-	-	-	-	-
-	-	-	80	-	-	-	-
-	-	-	-	160	-	-	-
-	-	-	-	-	320	-	-
-	-	-	-	-	-	640	-
-	-	-	-	-	-	-	1280

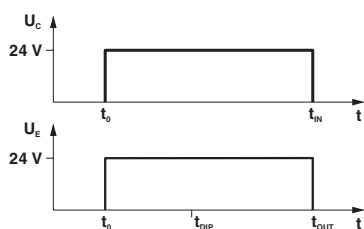
Diagram



Input pulse $t_{IN} <$ set output pulse t_{DIP} (no restart when triggered again)

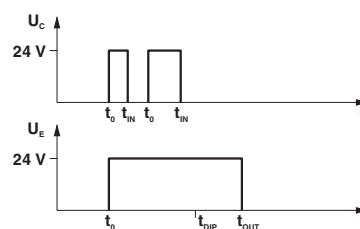
DIP switches

Diagram



Input pulse $t_{IN} \neq$ set output pulse t_{DIP} , then input pulse $t_{IN} =$ output pulse t_{OUT} (no restart when triggered again)

Diagram



Input pulse $t_{IN} <$ set output pulse t_{DIP} (restart when triggered again)

Timer module - PLC-OSC-LPE-24DC/48DC/100 - 2903171

Circuit diagram

