

Spezifikation für Freigabe / specification for release

Kunde / customer :

Artikelnummer / part number :

749119133

LF



Bezeichnung :

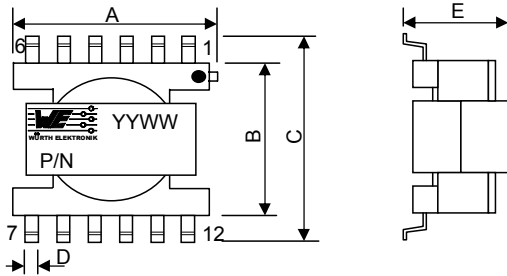
POWER OVER ETHERNET-ÜBERTRAGER WE-PoE

description :

POWER OVER ETHERNET-TRANSFORMER WE-PoE

DATUM / DATE : 2005-06-21

A Mechanische Abmessungen / dimensions :



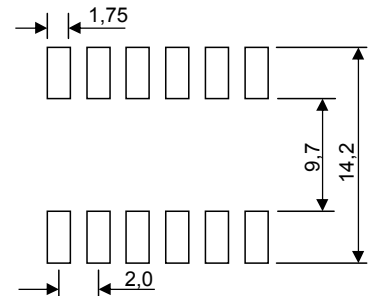
● = Marking Pin 1

	ER11/5	
A	12,9 max.	mm
B	9,2 ± 0,3	mm
C	13,0 max.	mm
D	0,7 ± 0,1	mm
E	6,2 max.	mm

B Elektrische Eigenschaften / electrical properties :

Eigenschaften / properties	Testbedingungen / test conditions		Wert / value	Einheit / unit	tol.
Induktivität / inductance	100 kHz / 0,1 V	L_{0N1}	400	μH	$\pm 10\%$
Übersetzungsverhältnis / turns Ratio	N1 : N2 : N3 : N4 : N5	TR	1:0,25:0,08:0,08:0,08		$\pm 3\%$
DC-Widerstand N1 / DC-resistance N1	@ 20°C	$R_{DC N1}$	1,1	Ω	max.
DC-Widerstand N2 / DC-resistance N2	@ 20°C	$R_{DC N2}$	0,8	Ω	max.
DC-Widerstand N3 / DC-resistance N3	@ 20°C	$R_{DC N3}$	30,0	m Ω	max.
DC-Widerstand N4 / DC-resistance N4	@ 20°C	$R_{DC N4}$	30,0	m Ω	max.
DC-Widerstand N5 / DC-resistance N5	@ 20°C	$R_{DC N5}$	30,0	m Ω	max.
Streuinduktivität N1 / leakage inductance N1	100 kHz / 0,1V	$L_{S N1}$	4,0	μH	max.
Hochspannung / hipot	3mA/1min. N1, N2 => N3, N4, N5	HV	1,5	kV _{AC}	

C Lötpad / soldering spec. :



D Prüfgeräte / test equipment :

WK3260B für/for L
HP 34401 A für/for R_{DC}

E Testbedingungen / test conditions :

Luftfeuchtigkeit / humidity: 33%
Umgebungstemperatur / temperature: +20°C

F Werkstoffe & Zulassungen / material & approvals :

Basismaterial / base material: Ferrit/ ferrite
Spulenkörper / Bobbin: UL-V0
Draht / wire: 2UEWF 155°C or equiv.
Kontaktmaterial/ contact plating: Cu-Ag tinned

G Eigenschaften / general specifications :

Betriebstemp. / operating temperature: -40°C - + 125°C
Umgebungstemp. / ambient temperature: -40°C - + 85°C
Schaltfrequenz / Switching frequency: 200 kHz - 300 kHz
Eingangsspannungsbereich / Input Voltage: 36 - 57 V
Ausgangsdaten / Output data: 3 x 3,3V / 0,4A
Co-Planarität / Co-Planarity: < 0,1 mm

Freigabe erteilt / general release:	Kunde / customer				
Datum / date	Unterschrift / signature				
	Würth Elektronik				
Geprüft / checked	Kontrolliert / approved		TBr	Version 1	2005-06-21
			Name	Änderung / modification	Datum / date

Würth Elektronik eiSos GmbH & Co.KG

D-74638 Waldenburg · Max-Eyth-Straße 1 - 3 · Germany · Telefon (+49) (0) 7942 - 945 - 0 · Telefax (+49) (0) 7942 - 945 - 400
<http://www.we-online.com>

Spezifikation für Freigabe / specification for release

Kunde / customer :

Artikelnummer / part number :

749119133

LF

Bezeichnung :

POWER OVER ETHERNET-ÜBERTRAGER WE-PoE

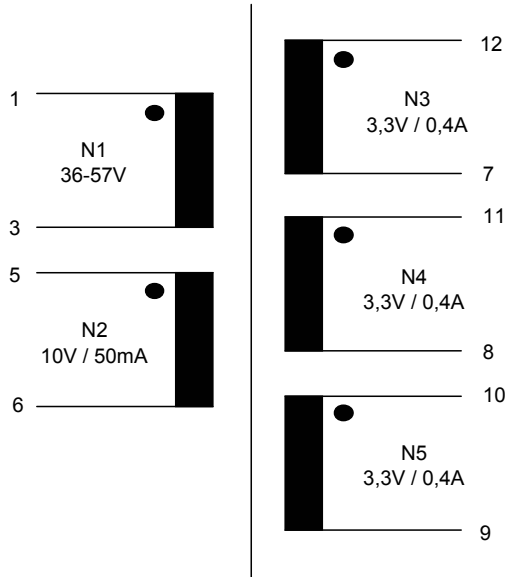
description :

POWER OVER ETHERNET-TRANSFORMER WE-PoE



DATUM / DATE : 2005-06-21

H Schaltbild / Schematics



Freigabe erteilt / general release:	Kunde / customer			
.....			
Datum / date	Unterschrift / signature			
	Würth Elektronik			
.....			
Geprüft / checked	Kontrolliert / approved	TBr	Version 1	2005-06-21
		Name	Änderung / modification	Datum / date

Würth Elektronik eiSos GmbH & Co.KG

D-74638 Waldenburg · Max-Eyth-Straße 1 - 3 · Germany · Telefon (+49) (0) 7942 - 945 - 0 · Telefax (+49) (0) 7942 - 945 - 400
<http://www.we-online.com>

Spezifikation für Freigabe / specification for release

Kunde / customer :

Artikelnummer / part number :

749119133

LF

Bezeichnung :

POWER OVER ETHERNET-ÜBERTRAGER WE-PoE

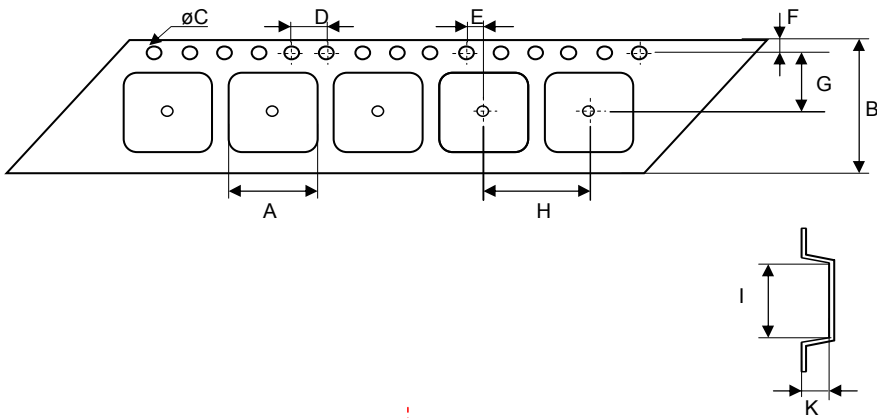
description :

POWER OVER ETHERNET-TRANSFORMER WE-PoE

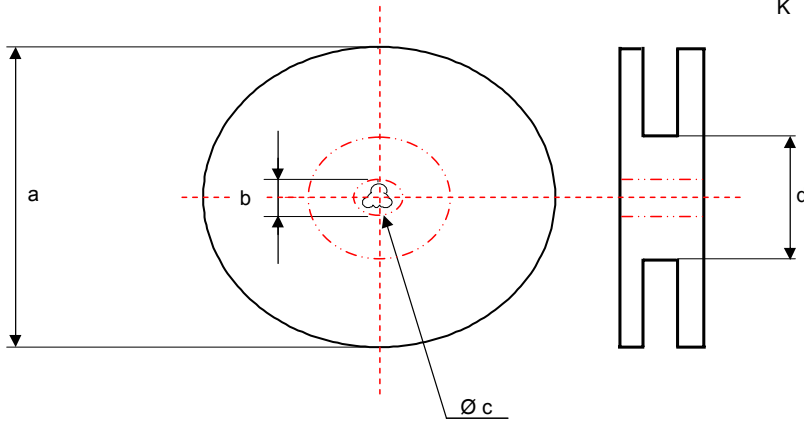


DATUM / DATE : 2005-06-21

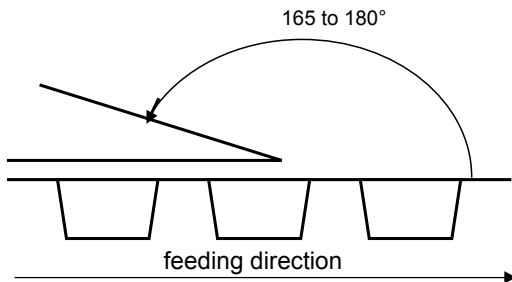
I Rollenspezifikation / tape and reel specification :



Gurtspezifikation / Tape specification:		
A	13,00 ± 0,1	mm
B	24,00 ± 0,2	mm
C	1,50 ^{+0,1} - 0,0	mm
D	4,00 ± 0,1	mm
E	2,00 ± 0,1	mm
F	1,75 ± 0,1	mm
G	11,50 ± 0,1	mm
H	16,00 ± 0,1	mm
I	13,00 ± 0,1	mm
K	6,50 ± 0,1	mm



Rollenspezifikation / Reel specification:		
a	330,0 ± 2,0	mm
b	21,00 ± 0,8	mm
c	13,00 ± 0,5	mm
d	100,0 ± 1,0	mm



The force for tearing off cover tape is 10 to 130 grams in arrow direction

Freigabe erteilt / general release:	Kunde / customer			
Datum / date	Unterschrift / signature			
	Würth Elektronik			
Geprüft / checked	Kontrolliert / approved		TBr	Version 1
			Name	Änderung / modification
				Datum / date

This electronic component is designed and developed with the intention for use in general electronics equipments. Before incorporating the components into any equipments in the field such as aerospace, aviation, nuclear control, submarine, transportation, (automotive control, train control, ship control), transportation signal, disaster prevention, medical, public information network etc. where higher safety and reliability are especially required or if there is possibility of direct damage or injury to human body. In addition, even electronic component in general electronic equipments, when used in electrical circuits that require high safety, reliability functions or performance, the sufficient reliability evaluation-check for the safety must be performed before use. It is essential to give consideration when to install a protective circuit at the design stage.

Würth Elektronik eiSos GmbH & Co.KG

D-74638 Waldenburg · Max-Eyth-Straße 1 - 3 · Germany · Telefon (+49) (0) 7942 - 945 - 0 · Telefax (+49) (0) 7942 - 945 - 400
http://www.we-online.com