

PCB terminal block - FFKDS/V-2,54 - 1791813

Please be informed that the data shown in this PDF Document is generated from our Online Catalog. Please find the complete data in the user's documentation. Our General Terms of Use for Downloads are valid (<http://phoenixcontact.com/download>)




PCB terminal block, Nominal current: 6 A, Nom. voltage: 160 V, Pitch: 2.54 mm, Number of positions: 1, Connection method: Spring-cage connection, Mounting: Soldering, Conductor/PCB connection direction: 90 °, Color: green, The article can be aligned to create different nos. of positions!

Why buy this product

- Two solder pins for a high level of stability on the PCB
- PCB terminal blocks with front spring-cage connection
- Push-in direct plug-in technology for solid or stranded conductors with ferrules
- When connecting stranded conductors without ferrules, the terminal point is opened using an orange opening lever



Key commercial data

Packing unit	250 pc
GTIN	 4 017918 044442
Weight per Piece (excluding packing)	0.46 g
Custom tariff number	85369010
Country of origin	Germany

Technical data

Dimensions

Length	12.6 mm
Pitch	2.54 mm
Pin dimensions	0,5 x 0,8 mm
Hole diameter	1.1 mm

General

Range of articles	FFKDS(A)/V
Insulating material group	I
Rated surge voltage (III/3)	2.5 kV
Rated surge voltage (III/2)	2.5 kV
Rated surge voltage (II/2)	2.5 kV
Rated voltage (III/3)	63 V

PCB terminal block - FFKDS/V-2,54 - 1791813

Technical data

General

Rated voltage (III/2)	160 V
Rated voltage (II/2)	320 V
Connection in acc. with standard	EN-VDE
Nominal current I _N	6 A
Nominal cross section	0.5 mm ²
Maximum load current	6 A (with 0.5 mm ² conductor cross section)
Insulating material	PA
Solder pin surface	Sn
Inflammability class according to UL 94	V0
Stripping length	11 mm
Number of positions	1

Connection data

Conductor cross section solid min.	0.14 mm ²
Conductor cross section solid max.	0.5 mm ²
Conductor cross section stranded min.	0.14 mm ²
Conductor cross section stranded max.	0.5 mm ²
Conductor cross section AWG/kcmil min.	26
Conductor cross section AWG/kcmil max	20
Minimum AWG according to UL/CUL	26
Maximum AWG according to UL/CUL	20

Classifications

eCl@ss

eCl@ss 4.0	27141109
eCl@ss 4.1	27141109
eCl@ss 5.0	27141190
eCl@ss 5.1	27141190
eCl@ss 6.0	27261101
eCl@ss 7.0	27440401
eCl@ss 8.0	27440401

ETIM

ETIM 3.0	EC001121
ETIM 4.0	EC002643
ETIM 5.0	EC002643

UNSPSC

UNSPSC 6.01	30211801
UNSPSC 7.0901	39121432
UNSPSC 11	39121432

PCB terminal block - FFKDS/V-2,54 - 1791813

Classifications

UNSPSC

UNSPSC 12.01	39121432
UNSPSC 13.2	39121432

Approvals

Approvals


Approvals


CSA / UL Recognized / KEMA-KEUR / cUL Recognized / CCA / GOST / CCA / IECCE CB Scheme / GOST / cULus Recognized


Ex Approvals

Approvals submitted

Approval details

CSA 		
		B
mm ² /AWG/kcmil	20	
Nominal current I _N	6 A	
Nominal voltage U _N	150 V	

UL Recognized 		
		B
mm ² /AWG/kcmil	26-20	
Nominal current I _N	6 A	
Nominal voltage U _N	150 V	

KEMA-KEUR 	
mm ² /AWG/kcmil	0.5
Nominal voltage U _N	63 V

PCB terminal block - FFKDS/V-2,54 - 1791813

Approvals

cUL Recognized		
		B
mm ² /AWG/kcmil	26-20	
Nominal current IN	6 A	
Nominal voltage UN	150 V	

CCA	
mm ² /AWG/kcmil	0.5
Nominal voltage UN	63 V

GOST	
------	--

CCA	
mm ² /AWG/kcmil	0.5
Nominal voltage UN	63 V

IECEE CB Scheme	
mm ² /AWG/kcmil	0.5
Nominal voltage UN	63 V

GOST	
------	--

cULus Recognized	
------------------	--

Accessories

Accessories

Labeled terminal marker

PCB terminal block - FFKDS/V-2,54 - 1791813

Accessories

Marker card - SK 2,54/2,8:FORTL.ZAHLEN - 0804853



Marker card, Card, white, labeled, Horizontal: Consecutive numbers 1 - 10, 11 - 20, etc. up to 91 - 99, Mounting type: Adhesive, for terminal block width: 2.54 mm, Lettering field: 2.54 x 2.8 mm

Marker pen

Marker pen - B-STIFT - 1051993



Marker pen, for manual labeling of unprinted Zack strips, smear-proof and waterproof, line thickness 0.5 mm

Terminal marking

Marker strip - SK 2,8 WH:REEL - 0805205



Marker strip, Roll, white, unlabeled, can be labeled with: THERMOMARK ROLL, THERMOMARK X, THERMOMARK S1.1, Mounting type: Adhesive, Lettering field: Continuous x 2.8 mm

Marker card - SK U/2,8 WH:UNBEDRUCKT - 0803883



Marker card, Sheet, white, unlabeled, can be labeled with: Plotter, Office printing systems, Mounting type: Adhesive, Lettering field: 186 x 2.8 mm

Necessary add-on products

PCB terminal block - FFKDSA1/V-5,08 - 1791855

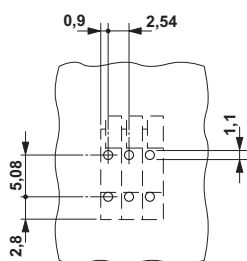


PCB terminal block, Nominal current: 6 A, Nom. voltage: 160 V, Pitch: 2.54 mm, Number of positions: 1, Connection method: Spring-cage connection, Mounting: Soldering, Conductor/PCB connection direction: 90 °, Color: green, The article can be aligned to create different nos. of positions!

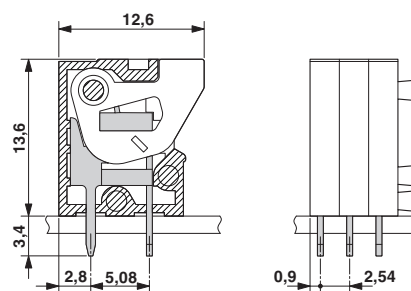
Drawings

PCB terminal block - FFKDS/V-2,54 - 1791813

Drilling diagram



Dimensioned drawing



Column photo




Abbildung kann gegebenenfalls weitere Produkte enthalten.